

## Disconnect terminal block - PT 1,5/S-TG BU - 3210307

Please be informed that the data shown in this PDF Document is generated from our Online Catalog. Please find the complete data in the user's documentation. Our General Terms of Use for Downloads are valid (<http://phoenixcontact.com/download>)



Disconnect terminal block, nom. voltage: 400 V, nominal current: 10 A, connection method: Push-in connection, cross section: 0.14 mm<sup>2</sup> - 1.5 mm<sup>2</sup>, AWG: 26 - 14, length: 58.9 mm, width: 3.5 mm, color: blue, mounting: NS 35/7,5, NS 35/15

### Your advantages

- ✓ The Push-in connection terminal blocks are characterized by the system features of the CLIPLINE complete system and by easy and tool-free wiring of conductors with ferrules or solid conductors
- ✓ The compact design and front connection enable wiring in a confined space
- ✓ In addition to the testing facility in the double function shaft, all terminal blocks provide an additional test connection

### Key Commercial Data

Packing unit	1 pc
Minimum order quantity	50 pc
GTIN	 4 046356 904728
GTIN	4046356904728
Weight per Piece (excluding packing)	4.400 g
Custom tariff number	85369010
Country of origin	Poland

### Technical data

#### General

Number of levels	1
Number of connections	2
Potentials	1
Nominal cross section	1.5 mm <sup>2</sup>
Color	blue

## Disconnect terminal block - PT 1,5/S-TG BU - 3210307

### Technical data

#### General

Insulating material	PA
Flammability rating according to UL 94	V0
Rated surge voltage	6 kV
Degree of pollution	3
Overvoltage category	III
Insulating material group	I
Maximum power dissipation for nominal condition	0.56 W
Designation	Level 1 above 1 below 1
Maximum load current	10 A
Nominal current $I_N$	10 A
Nominal voltage $U_N$	400 V
Open side panel	Yes
Relative insulation material temperature index (Elec., UL 746 B)	130 °C
Temperature index of insulation material (DIN EN 60216-1 (VDE 0304-21))	125 °C
Static insulating material application in cold	-60 °C
Behavior in fire for rail vehicles (DIN 5510-2)	Test passed
Flame test method (DIN EN 60695-11-10)	V0
Oxygen index (DIN EN ISO 4589-2)	>32 %
NF F16-101, NF F10-102 Class I	2
NF F16-101, NF F10-102 Class F	2
Surface flammability NFPA 130 (ASTM E 162)	passed
Specific optical density of smoke NFPA 130 (ASTM E 662)	passed
Smoke gas toxicity NFPA 130 (SMP 800C)	passed
Calorimetric heat release NFPA 130 (ASTM E 1354)	27,5 MJ/kg
Fire protection for rail vehicles (DIN EN 45545-2) R22	HL 1 - HL 3
Fire protection for rail vehicles (DIN EN 45545-2) R23	HL 1 - HL 3
Fire protection for rail vehicles (DIN EN 45545-2) R24	HL 1 - HL 3
Fire protection for rail vehicles (DIN EN 45545-2) R26	HL 1 - HL 3

#### Dimensions

Width	3.5 mm
End cover width	0.8 mm
Length	58.9 mm
Height	30.5 mm
Height NS 35/7,5	32 mm
Height NS 35/15	39.5 mm

#### Connection data

## Disconnect terminal block - PT 1,5/S-TG BU - 3210307

### Technical data

#### Connection data

Connection	1 level
Connection method	Push-in connection
Stripping length	8 mm
Connection in acc. with standard	IEC 60947-7-1
Conductor cross section solid min.	0.14 mm <sup>2</sup>
Conductor cross section solid max.	1.5 mm <sup>2</sup>
Conductor cross section AWG min.	26
Conductor cross section AWG max.	14
Conductor cross section flexible min.	0.14 mm <sup>2</sup>
Conductor cross section flexible max.	1.5 mm <sup>2</sup>
Min. AWG conductor cross section, flexible	26
Max. AWG conductor cross section, flexible	14
Conductor cross section flexible, with ferrule without plastic sleeve min.	0.14 mm <sup>2</sup>
Conductor cross section flexible, with ferrule without plastic sleeve max.	1.5 mm <sup>2</sup>
Conductor cross section flexible, with ferrule with plastic sleeve min.	0.14 mm <sup>2</sup>
Conductor cross section flexible, with ferrule with plastic sleeve max.	1 mm <sup>2</sup> Using the AI-S 1-8 TQ ferrule, Order No. 1200293, is recommended
Internal cylindrical gage	A1 / B1

#### Standards and Regulations

Connection in acc. with standard	IEC 60947-7-1
Flammability rating according to UL 94	V0
Fire protection for rail vehicles (DIN EN 45545-2) R22	HL 1 - HL 3
Fire protection for rail vehicles (DIN EN 45545-2) R23	HL 1 - HL 3
Fire protection for rail vehicles (DIN EN 45545-2) R24	HL 1 - HL 3
Fire protection for rail vehicles (DIN EN 45545-2) R26	HL 1 - HL 3

#### Environmental Product Compliance

China RoHS	Environmentally friendly use period: unlimited = EFUP-e
	No hazardous substances above threshold values

### Drawings

## Disconnect terminal block - PT 1,5/S-TG BU - 3210307

Circuit diagram



### Classifications

#### eCl@ss

eCl@ss 4.0	27260700
eCl@ss 4.1	27260700
eCl@ss 5.0	27141100
eCl@ss 5.1	27141100
eCl@ss 6.0	27141100
eCl@ss 7.0	27141126
eCl@ss 8.0	27141126
eCl@ss 9.0	27141126

#### ETIM

ETIM 4.0	EC000489
ETIM 5.0	EC000902
ETIM 6.0	EC000902
ETIM 7.0	EC000902

#### UNSPSC

UNSPSC 6.01	30211801
UNSPSC 7.0901	39121432
UNSPSC 11	39121432
UNSPSC 12.01	39121432
UNSPSC 13.2	39121410

### Approvals

#### Approvals

---

#### Approvals

DNV GL / CSA / LR / UL Recognized / cUL Recognized / EAC / cULus Recognized

---


# Disconnect terminal block - PT 1,5/S-TG BU - 3210307


## Approvals


Ex Approvals


### Approval details

DNV GL		<a href="https://approvalfinder.dnvgl.com/">https://approvalfinder.dnvgl.com/</a>	1481515 HH
--------	---	---	------------

CSA		<a href="http://www.csagroup.org/services-industries/product-listing/">http://www.csagroup.org/services-industries/product-listing/</a>	13631
	B	C	
Nominal voltage UN	300 V	300 V	
Nominal current IN	10 A	10 A	
mm <sup>2</sup> /AWG/kcmil	26-16	26-16	

LR		<a href="http://www.lr.org/en">http://www.lr.org/en</a>	16/20026
----	---	---	----------

UL Recognized		<a href="http://database.ul.com/cgi-bin/XYV/template/LISEXT/1FRAME/index.htm">http://database.ul.com/cgi-bin/XYV/template/LISEXT/1FRAME/index.htm</a>	FILE E 60425
	B	C	
Nominal voltage UN	300 V	300 V	
Nominal current IN	10 A	10 A	
mm <sup>2</sup> /AWG/kcmil	26-16	26-16	

cUL Recognized		<a href="http://database.ul.com/cgi-bin/XYV/template/LISEXT/1FRAME/index.htm">http://database.ul.com/cgi-bin/XYV/template/LISEXT/1FRAME/index.htm</a>	FILE E 60425
	B	C	
Nominal voltage UN	300 V	300 V	
Nominal current IN	10 A	10 A	
mm <sup>2</sup> /AWG/kcmil	26-16	26-16	

## Disconnect terminal block - PT 1,5/S-TG BU - 3210307

### Approvals

EAC		RU C- DE.AI30.B.01102
-----	---	--------------------------

cULus Recognized	
------------------	---

### Accessories

#### Accessories

#### Crimping tool

Crimping pliers - CRIMPFOX CENTRUS 6S - 1213144



Crimping pliers, for uninsulated and insulated ferrules, DIN 46228 Part 1 and 4, from 0.14 mm<sup>2</sup> ... 6 mm<sup>2</sup>, also for TWIN ferrules up to 2 x 4 mm<sup>2</sup>, automatic cross section adjustment, lateral insertion, equipped with fall protection

Crimping pliers - CRIMPFOX CENTRUS 10S - 1213154



Crimping pliers, for uninsulated and insulated ferrules, DIN 46228 Part 1 and 4, from 0.14 mm<sup>2</sup> ... 10 mm<sup>2</sup>, also for TWIN ferrules up to 2 x 4 mm<sup>2</sup>, automatic cross section adjustment, lateral insertion, equipped with fall protection

Crimping pliers - CRIMPFOX CENTRUS 6H - 1213146



Crimping pliers, for uninsulated and insulated ferrules, DIN 46228 Part 1 and 4, from 0.14 mm<sup>2</sup> ... 6 mm<sup>2</sup>, also for TWIN ferrules up to 2 x 4 mm<sup>2</sup>, automatic cross section adjustment, lateral insertion, equipped with fall protection

## Disconnect terminal block - PT 1,5/S-TG BU - 3210307

### Accessories

Crimping pliers - CRIMPFOX CENTRUS 10H - 1213156



Crimping pliers, for uninsulated and insulated ferrules, DIN 46228 Part 1 and 4, from 0.14 mm<sup>2</sup> ... 10 mm<sup>2</sup>, also for TWIN ferrules up to 2 x 4 mm<sup>2</sup>, automatic cross section adjustment, lateral insertion, equipped with fall protection

Crimping pliers - CRIMPFOX 10S - 1212045



Crimping pliers, for ferrules without insulating collar according to DIN 46228 Part 1 and ferrules with insulating collar according to DIN 46228 Part 4, 0.14 mm<sup>2</sup> ... 10 mm<sup>2</sup>, unlockable pressure lock, lateral entry

Crimping pliers - CRIMPFOX 6H - 1212046



Crimping pliers, for ferrules without insulating collar according to DIN 46228 Part 1 and ferrules with insulating collar according to DIN 46228 Part 4, 0.14 mm<sup>2</sup> ... 6 mm<sup>2</sup>, unlockable pressure lock, lateral entry

Crimping pliers - CRIMPFOX 2,5-M - 1212719



Crimping pliers, for ferrules without insulating collar according to DIN 46228 Part 1 and ferrules with insulating collar according to DIN 46228 Part 4, 0.25 mm<sup>2</sup> ... 2.5 mm<sup>2</sup>, lateral entry, trapezoidal crimp

Crimping pliers - CRIMPFOX 6-M - 1212720



Crimping pliers, for ferrules without insulating collar according to DIN 46228 Part 1 and ferrules with insulating collar according to DIN 46228 Part 4, 0.25 mm<sup>2</sup> ... 6.0 mm<sup>2</sup>, lateral entry, trapezoidal crimp

## Disconnect terminal block - PT 1,5/S-TG BU - 3210307

### Accessories

#### Crimping pliers - CRIMPFOX 6 - 1212034



Crimping pliers, for ferrules without insulating collar according to DIN 46228 Part 1 and ferrules with insulating collar according to DIN 46228 Part 4, 0.25 mm<sup>2</sup> ... 6.0 mm<sup>2</sup>, lateral entry, trapezoidal crimp

---

#### Crimping pliers - CRIMPFOX 6T - 1212037



Crimping pliers, for ferrules without insulating collar according to DIN 46228 Part 1 and ferrules with insulating collar according to DIN 46228 Part 4, 0.25 mm<sup>2</sup> ... 6 mm<sup>2</sup>, lateral entry, trapezoidal crimp

---

#### Crimping pliers - CRIMPFOX 6T-F - 1212038



Crimping pliers, for ferrules without insulating collar according to DIN 46228 Part 1 and ferrules with insulating collar according to DIN 46228 Part 4, 0.25 mm<sup>2</sup> ... 6 mm<sup>2</sup>, front entry, trapezoidal crimp

---

#### Crimping pliers - CRIMPFOX 6S-F - 1212043



Crimping pliers, for ferrules without insulating collar according to DIN 46228 Part 1 and ferrules with insulating collar according to DIN 46228 Part 4, 0.5 mm<sup>2</sup> ... 6 mm<sup>2</sup>, front entry, square crimp

---

#### Crimping pliers - CRIMPFOX-M - 1212072



Basic pliers, for accommodating dies for a wide range of type of contacts

---

### DIN rail



## Disconnect terminal block - PT 1,5/S-TG BU - 3210307

### Accessories

DIN rail perforated - NS 35/ 7,5 PERF 2000MM - 0801733



DIN rail perforated, Standard profile, width: 35 mm, height: 7.5 mm, acc. to EN 60715, material: Steel, galvanized, passivated with a thick layer, length: 2000 mm, color: silver

---

DIN rail, unperforated - NS 35/ 7,5 UNPERF 2000MM - 0801681



DIN rail, unperforated, Standard profile, width: 35 mm, height: 7.5 mm, acc. to EN 60715, material: Steel, galvanized, passivated with a thick layer, length: 2000 mm, color: silver

---

DIN rail perforated - NS 35/ 7,5 WH PERF 2000MM - 1204119



DIN rail perforated, Standard profile, width: 35 mm, height: 7.5 mm, acc. to EN 60715, material: Steel, Galvanized, white passivated, length: 2000 mm, color: silver

---

DIN rail, unperforated - NS 35/ 7,5 WH UNPERF 2000MM - 1204122



DIN rail, unperforated, Standard profile, width: 35 mm, height: 7.5 mm, acc. to EN 60715, material: Steel, Galvanized, white passivated, length: 2000 mm, color: silver

---

DIN rail, unperforated - NS 35/ 7,5 AL UNPERF 2000MM - 0801704



DIN rail, unperforated, Standard profile, width: 35 mm, height: 7.5 mm, acc. to EN 60715, material: Aluminum, uncoated, length: 2000 mm, color: silver

---

## Disconnect terminal block - PT 1,5/S-TG BU - 3210307

### Accessories

DIN rail perforated - NS 35/ 7,5 ZN PERF 2000MM - 1206421



DIN rail perforated, Standard profile, width: 35 mm, height: 7.5 mm, acc. to EN 60715, material: Steel, galvanized, length: 2000 mm, color: silver

---

DIN rail, unperforated - NS 35/ 7,5 ZN UNPERF 2000MM - 1206434



DIN rail, unperforated, Standard profile, width: 35 mm, height: 7.5 mm, acc. to EN 60715, material: Steel, galvanized, length: 2000 mm, color: silver

---

DIN rail, unperforated - NS 35/ 7,5 CU UNPERF 2000MM - 0801762



DIN rail, unperforated, Standard profile, width: 35 mm, height: 7.5 mm, acc. to EN 60715, material: Copper, uncoated, length: 2000 mm, color: copper-colored

---

End cap - NS 35/ 7,5 CAP - 1206560



DIN rail end piece, for DIN rail NS 35/7.5

---

DIN rail perforated - NS 35/15 PERF 2000MM - 1201730



DIN rail perforated, Standard profile, width: 35 mm, height: 15 mm, similar to EN 60715, material: Steel, galvanized, passivated with a thick layer, length: 2000 mm, color: silver

---

## Disconnect terminal block - PT 1,5/S-TG BU - 3210307

### Accessories

DIN rail, unperforated - NS 35/15 UNPERF 2000MM - 1201714



DIN rail, unperforated, Standard profile, width: 35 mm, height: 15 mm, similar to EN 60715, material: Steel, galvanized, passivated with a thick layer, length: 2000 mm, color: silver

---

DIN rail perforated - NS 35/15 WH PERF 2000MM - 0806602



DIN rail perforated, Standard profile, width: 35 mm, height: 15 mm, similar to EN 60715, material: Steel, Galvanized, white passivated, length: 2000 mm, color: silver

---

DIN rail, unperforated - NS 35/15 WH UNPERF 2000MM - 1204135



DIN rail, unperforated, Standard profile, width: 35 mm, height: 15 mm, similar to EN 60715, material: Steel, Galvanized, white passivated, length: 2000 mm, color: silver

---

DIN rail, unperforated - NS 35/15 AL UNPERF 2000MM - 1201756



DIN rail, unperforated, Standard profile, width: 35 mm, height: 15 mm, similar to EN 60715, material: Aluminum, uncoated, length: 2000 mm, color: silver

---

DIN rail perforated - NS 35/15 ZN PERF 2000MM - 1206599



DIN rail perforated, Standard profile, width: 35 mm, height: 15 mm, similar to EN 60715, material: Steel, galvanized, length: 2000 mm, color: silver

---

## Disconnect terminal block - PT 1,5/S-TG BU - 3210307

### Accessories

DIN rail, unperforated - NS 35/15 ZN UNPERF 2000MM - 1206586



DIN rail, unperforated, Standard profile, width: 35 mm, height: 15 mm, similar to EN 60715, material: Steel, galvanized, length: 2000 mm, color: silver

---

DIN rail, unperforated - NS 35/15 CU UNPERF 2000MM - 1201895



DIN rail, unperforated, Standard profile, width: 35 mm, height: 15 mm, similar to EN 60715, material: Copper, uncoated, length: 2000 mm, color: copper-colored

---

End cap - NS 35/15 CAP - 1206573



DIN rail end piece, for DIN rail NS 35/15

---

DIN rail, unperforated - NS 35/15-2,3 UNPERF 2000MM - 1201798




DIN rail, unperforated, Standard profile 2.3 mm, width: 35 mm, height: 15 mm, acc. to EN 60715, material: Steel, galvanized, passivated with a thick layer, length: 2000 mm, color: silver

---

### Documentation

Mounting material - PT-IL - 3208090



Operating decal for the push-in Technology

---

## Disconnect terminal block - PT 1,5/S-TG BU - 3210307

### Accessories

#### End block

##### End clamp - E/UK - 1201442



End clamp, width: 9.5 mm, height: 35.3 mm, material: PA, length: 50.5 mm, Mounting on a DIN rail NS 32 or NS 35, color: gray

---

##### End clamp - E/UK 1 - 1201413



End clamps, for supporting the ends of double-level and three-level terminal blocks, width: 10 mm, color: gray

---

##### End clamp - CLIPFIX 35 - 3022218



Quick mounting end clamp for NS 35/7,5 DIN rail or NS 35/15 DIN rail, with marking option, width: 9.5 mm, color: gray

---

##### End clamp - CLIPFIX 35-5 - 3022276



Quick mounting end clamp for NS 35/7,5 DIN rail or NS 35/15 DIN rail, with marking option, with parking option for FBS...5, FBS...6, KSS 5, KSS 6, width: 5.15 mm, color: gray

---

##### End clamp - E/NS 35 N - 0800886



End clamp, width: 9.5 mm, color: gray

---

## Disconnect terminal block - PT 1,5/S-TG BU - 3210307

### Accessories

#### End cover

End cover - D-PT 1,5/S-TWIN-MT-0,8 - 3210313

End cover, length: 67.8 mm, width: 0.8 mm, height: 24.3 mm, color: gray



---

End cover - D-PT 1,5/S-TWIN-MT-0,8 OG - 3210314

End cover, length: 67.8 mm, width: 0.8 mm, height: 24.3 mm, color: orange



#### Insulating sleeve

Insulating sleeve - MPS-IH WH - 0201663

Insulating sleeve, color: white



---

Insulating sleeve - MPS-IH RD - 0201676

Insulating sleeve, color: red



---

Insulating sleeve - MPS-IH BU - 0201689

Insulating sleeve, color: blue



## Disconnect terminal block - PT 1,5/S-TG BU - 3210307

### Accessories

---

Insulating sleeve - MPS-IH YE - 0201692

Insulating sleeve, color: yellow



Insulating sleeve - MPS-IH GN - 0201702

Insulating sleeve, color: green



Insulating sleeve - MPS-IH GY - 0201728

Insulating sleeve, color: gray



Insulating sleeve - MPS-IH BK - 0201731

Insulating sleeve, color: black



### Jumper

Plug-in bridge - FBS 2-3,5 - 3213014



Plug-in bridge, pitch: 3.5 mm, number of positions: 2, color: red

---

## Disconnect terminal block - PT 1,5/S-TG BU - 3210307

### Accessories

Plug-in bridge - FBS 3-3,5 - 3213027



Plug-in bridge, pitch: 3.5 mm, number of positions: 3, color: red

---

Plug-in bridge - FBS 4-3,5 - 3213030



Plug-in bridge, pitch: 3.5 mm, number of positions: 4, color: red

---

Plug-in bridge - FBS 5-3,5 - 3213043



Plug-in bridge, pitch: 3.5 mm, number of positions: 5, color: red

---

Plug-in bridge - FBS 10-3,5 - 3213056



Plug-in bridge, pitch: 3.5 mm, number of positions: 10, color: red

---

Plug-in bridge - FBS 20-3,5 - 3213069



Plug-in bridge, pitch: 3.5 mm, number of positions: 20, color: red

---



## Disconnect terminal block - PT 1,5/S-TG BU - 3210307

### Accessories

Plug-in bridge - FBS 2-3,5 BU - 3213086



Plug-in bridge, pitch: 3.5 mm, number of positions: 2, color: blue

---

Plug-in bridge - FBS 3-3,5 BU - 3213099



Plug-in bridge, pitch: 3.5 mm, number of positions: 3, color: blue

---

Plug-in bridge - FBS 4-3,5 BU - 3213109



Plug-in bridge, pitch: 3.5 mm, number of positions: 4, color: blue

---

Plug-in bridge - FBS 5-3,5 BU - 3213112



Plug-in bridge, pitch: 3.5 mm, number of positions: 5, color: blue

---

Plug-in bridge - FBS 10-3,5 BU - 3213125



Plug-in bridge, pitch: 3.5 mm, number of positions: 10, color: blue

---

## Disconnect terminal block - PT 1,5/S-TG BU - 3210307

### Accessories

Plug-in bridge - FBS 20-3,5 BU - 3213138



Plug-in bridge, pitch: 3.5 mm, number of positions: 20, color: blue

---

Plug-in bridge - FBS 2-3,5 GY - 3213153



Plug-in bridge, pitch: 3.5 mm, number of positions: 2, color: gray

---

Plug-in bridge - FBS 3-3,5 GY - 3213167



Plug-in bridge, pitch: 3.5 mm, number of positions: 3, color: gray

---

Plug-in bridge - FBS 4-3,5 GY - 3213180



Plug-in bridge, pitch: 3.5 mm, number of positions: 4, color: gray

---

Plug-in bridge - FBS 5-3,5 GY - 3213183



Plug-in bridge, pitch: 3.5 mm, number of positions: 5, color: gray

---

## Disconnect terminal block - PT 1,5/S-TG BU - 3210307

### Accessories

Plug-in bridge - FBS 10-3,5 GY - 3213196

Plug-in bridge, pitch: 3.5 mm, number of positions: 10, color: gray

---

Plug-in bridge - FBS 20-3,5 GY - 3213206



Plug-in bridge, pitch: 3.5 mm, number of positions: 20, color: gray

---

### Knife

Spare knife - P-FIX-3,5 - 3210361



Spare knife, length: 10.6 mm, width: 2.6 mm, height: 8.6 mm, color: gray

---

### Labeled terminal marker

Zack marker strip - ZB 3,5 CUS - 0829415



Zack marker strip, can be ordered: Strip, white, labeled according to customer specifications, mounting type: snap into tall marker groove, for terminal block width: 3.5 mm, lettering field size: 3.5 x 10.5 mm, Number of individual labels: 10

---

Zack marker strip - ZB 3,5,LGS:FORTL.ZAHLEN - 0801404



Zack marker strip, Strip, white, labeled, printed horizontally: consecutive numbers 1 ... 10, 11 ... 20, etc. up to 91 ... 100, mounting type: snap into tall marker groove, for terminal block width: 3.5 mm, lettering field size: 3.5 x 10.5 mm, Number of individual labels: 10

## Disconnect terminal block - PT 1,5/S-TG BU - 3210307

### Accessories

---

#### Zack marker strip - ZB 3,5,QR:FORT.ZAHLEN - 0801405



Zack marker strip, Strip, white, labeled, Printed vertically: consecutive numbers 1 ... 10, 11 ... 20, etc. up to 91 ... 100, mounting type: snap into tall marker groove, for terminal block width: 3.5 mm, lettering field size: 3.5 x 10.5 mm, Number of individual labels: 10

---

#### Marker for terminal blocks - UCT-TM 3,5 CUS - 0829581



Marker for terminal blocks, can be ordered: by sheet, white, labeled according to customer specifications, mounting type: snap into tall marker groove, for terminal block width: 3.5 mm, lettering field size: 2.95 x 10.5 mm, Number of individual labels: 102

---

#### Zack Marker strip, flat - ZBF 3,5 CUS - 0829394



Zack Marker strip, flat, can be ordered: Strip, white, labeled according to customer specifications, mounting type: snap into flat marker groove, for terminal block width: 3.5 mm, lettering field size: 3.5 x 5.2 mm, Number of individual labels: 10

---

#### Zack Marker strip, flat - ZBF 3,5,LGS:FORTL.ZAHLEN - 0801406



Zack Marker strip, flat, Strip, white, labeled, printed horizontally: consecutive numbers 1 ... 10, 11 ... 20, etc. up to 91 ... 100, mounting type: snap into flat marker groove, for terminal block width: 3.5 mm, lettering field size: 5.15 x 3.5 mm, Number of individual labels: 10

---

#### Zack Marker strip, flat - ZBF 3,5,QR:FORTL.ZAHLEN - 0801407



Zack Marker strip, flat, Strip, white, labeled, Printed vertically: consecutive numbers 1 ... 10, 11 ... 20, etc. up to 91 ... 100, mounting type: snap into flat marker groove, for terminal block width: 3.5 mm, lettering field size: 5.15 x 3.5 mm, Number of individual labels: 10

---

## Disconnect terminal block - PT 1,5/S-TG BU - 3210307

### Accessories

#### Marker for terminal blocks - UCT-TMF 3,5 CUS - 0829644



Marker for terminal blocks, can be ordered: by sheet, white, labeled according to customer specifications, mounting type: snap into flat marker groove, for terminal block width: 3.5 mm, lettering field size: 2.7 x 4.7 mm, Number of individual labels: 108

---

### Marker carriers

#### Group marker label for terminal marking - GBS-ZB/26X6 - 0809298



Group marking label, snaps onto terminal center for screw, spring-cage and quick connection terminal blocks, labeled with ESL 26x6 mm or EST 25x6 mm, in the foot part with Zack marker strip, length: 29 mm

---

### Partition plate

#### Partition plate - ATP-ST-TWIN - 3030789



Partition plate, length: 75.2 mm, width: 2 mm, height: 39 mm, color: gray

---

#### Spacer plate - DP PS-3,5 - 3031011



Spacer plate, length: 15.9 mm, width: 3.5 mm, height: 33.5 mm, number of positions: 1, color: red

---

### Planning and marking software

## Disconnect terminal block - PT 1,5/S-TG BU - 3210307

### Accessories

Software - CLIP-PROJECT ADVANCED - 5146040



Multilingual software for convenient configuration of Phoenix Contact products on standard DIN rails.

---

Software - CLIP-PROJECT PROFESSIONAL - 5146053



Multilingual software for terminal strip configuration. A marking module enables the professional marking of markers and labels for identifying terminal blocks, conductors and cables, and devices.

---

### Reducing bridge

Reducing bridge - RB ST 6-1,5/S - 3213250



Reducing bridge, pitch: 8 mm, length: 29.9 mm, width: 12.9 mm, number of positions: 2, color: red

---

### Screwdriver tools

Screwdriver - SZF 0-0,4X2,5 - 1204504



Actuation tool, for ST terminal blocks, also suitable for use as a bladed screwdriver, size: 0.4 x 2.5 x 75 mm, 2-component grip, with non-slip grip

---

Actuation tool - ST-BW 0 - 1200135



Actuation tool, for all 1.5 mm<sup>2</sup> spring cages from PT 1,5/S and FT 1,5/S

## Disconnect terminal block - PT 1,5/S-TG BU - 3210307

### Accessories

---

#### Terminal marking

##### Zack marker strip - ZB 3,5:UNBEDRUCKT - 0829414



Zack marker strip, Strip, white, unlabeled, can be labeled with: PLOTMARK, CMS-P1-PLOTTER, mounting type: snap into tall marker groove, for terminal block width: 3.5 mm, lettering field size: 3.5 x 10.5 mm, Number of individual labels: 10

---

##### Marker for terminal blocks - UCT-TM 3,5 - 0829484



Marker for terminal blocks, Sheet, white, unlabeled, can be labeled with: TOPMARK NEO, TOPMARK LASER, BLUEMARK ID COLOR, BLUEMARK ID, BLUEMARK CLED, THERMOMARK PRIME, THERMOMARK CARD 2.0, THERMOMARK CARD, mounting type: snap into tall marker groove, for terminal block width: 3.5 mm, lettering field size: 2.95 x 10.5 mm, Number of individual labels: 102

---

##### Zack Marker strip, flat - ZBF 3,5:UNBEDRUCKT - 0829392



Zack Marker strip, flat, Strip, white, unlabeled, can be labeled with: PLOTMARK, CMS-P1-PLOTTER, mounting type: snap into flat marker groove, for terminal block width: 3.5 mm, lettering field size: 3.5 x 5.2 mm, Number of individual labels: 10

---

##### Marker for terminal blocks - UCT-TMF 3,5 - 0829486



Marker for terminal blocks, Sheet, white, unlabeled, can be labeled with: TOPMARK NEO, TOPMARK LASER, BLUEMARK ID COLOR, BLUEMARK ID, BLUEMARK CLED, THERMOMARK PRIME, THERMOMARK CARD 2.0, THERMOMARK CARD, mounting type: snap into flat marker groove, for terminal block width: 3.5 mm, lettering field size: 2.7 x 4.7 mm, Number of individual labels: 108

---

##### Marker for terminal blocks - TMT (EX9,5)R - 0828295



Marker for terminal blocks, Roll, white, unlabeled, can be labeled with: THERMOMARK ROLL 2.0, THERMOMARK ROLL, THERMOMARK ROLL X1, THERMOMARK ROLLMASTER 300/600, THERMOMARK X1.2, mounting type: snap into universal marker groove, snap into tall marker groove, for terminal block width: 50000 mm, lettering field size: 9.5 x 50000 mm, Number of individual labels: 1

---

## Disconnect terminal block - PT 1,5/S-TG BU - 3210307

### Accessories

Marker for terminal blocks - US-TM 100 - 0829255



Marker for terminal blocks, Card, white, unlabeled, can be labeled with: BLUEMARK ID COLOR, BLUEMARK ID, THERMOMARK PRIME, THERMOMARK CARD 2.0, THERMOMARK CARD, mounting type: snap into universal marker groove, lettering field size: 104 x 9.8 mm, Number of individual labels: 13

---

Test plug terminal block

Test plugs - MPS-MT - 0201744



Test plugs, with solder connection up to 1 mm<sup>2</sup> conductor cross section, color: gray

---

Test plugs - PS-3,5 - 3031010



Test plugs, color: red

---

Test plugs - PS-3,5/E - 3031012



Test plugs, color: red