

## High-current terminal block - PTPOWER 150-3L/N/FE - 3215008

Please be informed that the data shown in this PDF Document is generated from our Online Catalog. Please find the complete data in the user's documentation. Our General Terms of Use for Downloads are valid (<http://phoenixcontact.com/download>)



High-current terminal block, Blocked, Connection method: Power-Turn connection, Number of positions: 5, Cross section: 50 mm<sup>2</sup> - 150 mm<sup>2</sup>, AWG: 1/0 - 300 kcmil, Width: 155 mm, Color: gray/blue/black-yellow, Mounting type: NS 35/15

### Why buy this product

- ✓ Quick and easy connection is now also possible for large conductors with the high-current terminal block
- ✓ The Push-in connection terminal blocks are characterized by the system features of the CLIPLINE complete system and by easy and tool-free wiring of conductors with ferrules or solid conductors
- ✓ The compact design enables wiring in a confined space
- ✓ In addition to using the existing test connection, pick-off terminal blocks can be connected, each of which can also accommodate two test cables

RoHS

### Key Commercial Data

Packing unit	1 STK
Custom tariff number	85369010
Country of origin	Poland

### Technical data

#### General

Number of positions	5
Number of levels	1
Number of connections	10
Potentials	5
Nominal cross section	150 mm <sup>2</sup>
Color	gray/blue/black-yellow
Insulating material	PA
Flammability rating according to UL 94	V0
Rated surge voltage	8 kV
Degree of pollution	3

# High-current terminal block - PTPOWER 150-3L/N/FE - 3215008

## Technical data

### General

Overvoltage category	III
Insulating material group	I
Maximum load current	309 A (with 150 mm <sup>2</sup> conductor cross section)
Nominal current I <sub>N</sub>	309 A
Nominal voltage U <sub>N</sub>	1500 V
Open side panel	No
Relative insulation material temperature index (Elec., UL 746 B)	130 °C
Temperature index of insulation material (DIN EN 60216-1 (VDE 0304-21))	125 °C
Static insulating material application in cold	-60 °C
Behavior in fire for rail vehicles (DIN 5510-2)	Test passed
Flame test method (DIN EN 60695-11-10)	V0
Oxygen index (DIN EN ISO 4589-2)	>32 %
NF F16-101, NF F10-102 Class I	2
NF F16-101, NF F10-102 Class F	2
Surface flammability NFPA 130 (ASTM E 162)	passed
Specific optical density of smoke NFPA 130 (ASTM E 662)	passed
Smoke gas toxicity NFPA 130 (SMP 800C)	passed
Calorimetric heat release NFPA 130 (ASTM E 1354)	27,5 MJ/kg
Fire protection for rail vehicles (DIN EN 45545-2) R22	HL 1 - HL 3
Fire protection for rail vehicles (DIN EN 45545-2) R23	HL 1 - HL 3
Fire protection for rail vehicles (DIN EN 45545-2) R24	HL 1 - HL 3
Fire protection for rail vehicles (DIN EN 45545-2) R26	HL 1 - HL 3

### Dimensions

Width	155 mm
Length	116.4 mm
Height NS 35/15	108.7 mm
Pitch	31 mm

### Connection data

Connection method	Power-Turn connection
Connection in acc. with standard	IEC 60947-7-1
Conductor cross section solid min.	50 mm <sup>2</sup>
Conductor cross section solid max.	150 mm <sup>2</sup>
Conductor cross section AWG min.	1/0
Conductor cross section AWG max.	300 kcmil
Conductor cross section flexible min.	50 mm <sup>2</sup>
Conductor cross section flexible max.	150 mm <sup>2</sup>

# High-current terminal block - PTPOWER 150-3L/N/FE - 3215008

## Technical data

### Connection data

Min. AWG conductor cross section, flexible	1/0
Max. AWG conductor cross section, flexible	300 kcmil
Conductor cross section flexible, with ferrule without plastic sleeve min.	50 mm <sup>2</sup>
Conductor cross section flexible, with ferrule without plastic sleeve max.	95 mm <sup>2</sup>
Conductor cross section flexible, with ferrule with plastic sleeve min.	50 mm <sup>2</sup>
Conductor cross section flexible, with ferrule with plastic sleeve max.	95 mm <sup>2</sup>
Cross section with insertion bridge solid min.	50 mm <sup>2</sup>
Cross section with insertion bridge, solid max.	150 mm <sup>2</sup>
Cross section with insertion bridge stranded min.	50 mm <sup>2</sup>
Cross section with insertion bridge, stranded max.	150 mm <sup>2</sup>
Cross section with insertion bridge stranded, with ferrule without plastic sleeve min.	50 mm <sup>2</sup>
Cross section with insertion bridge stranded, with ferrule without plastic sleeve max.	95 mm <sup>2</sup>
Cross section with insertion bridge stranded, with ferrule without plastic sleeve min.	50 mm <sup>2</sup>
Cross section with insertion bridge stranded, with ferrule with plastic sleeve max.	95 mm <sup>2</sup>
Cross section with insertion bridge, solid max.	150 mm <sup>2</sup>
Cross section with insertion bridge, stranded max.	150 mm <sup>2</sup>
Stripping length	40 mm
Internal cylindrical gage	B14

### Standards and Regulations

Connection in acc. with standard	IEC 60947-7-1
Flammability rating according to UL 94	V0

### Environmental Product Compliance

China RoHS	Environmentally friendly use period: unlimited = EFUP-e
	No hazardous substances above threshold values

## Drawings

Circuit diagram



## Approvals

### Approvals

# High-current terminal block - PTPOWER 150-3L/N/FE - 3215008

## Approvals

### Approvals


LR / BV / UL Recognized / cUL Recognized / CSA / DNV GL / cULus Recognized

### Ex Approvals


### Approval details

LR <http://www.lr.org/en/15/20030>


BV <http://www.veristar.com/portal/veristarinfo/generalinfo/approved/approvedProducts/equipmentAndMaterials/40933/A1/BV>

UL Recognized  <http://database.ul.com/cgi-bin/XYV/template/LISEXT/1FRAME/index.htm> FILE E 60425

	B	C
mm <sup>2</sup> /AWG/kcmil	2-300	2-300
Nominal current I <sub>N</sub>	270 A	270 A
Nominal voltage U <sub>N</sub>	1000 V	1000 V

cUL Recognized  <http://database.ul.com/cgi-bin/XYV/template/LISEXT/1FRAME/index.htm> FILE E 60425

	C
mm <sup>2</sup> /AWG/kcmil	2-300
Nominal current I <sub>N</sub>	270 A
Nominal voltage U <sub>N</sub>	1000 V


CSA  <http://www.csagroup.org/services/testing-and-certification/certified-product-listing/> 13631

	C
mm <sup>2</sup> /AWG/kcmil	2-300
Nominal current I <sub>N</sub>	270 A
Nominal voltage U <sub>N</sub>	1000 V

DNV GL <https://www.dnvgl.com/> TAE00000Z9

## High-current terminal block - PTPOWER 150-3L/N/FE - 3215008

### Approvals

cULus Recognized  <http://database.ul.com/cgi-bin/XYV/template/LISEXT/1FRAME/index.htm>