

## Potential distributors - PTRVB 8-PV /RD - 3270226

Please be informed that the data shown in this PDF Document is generated from our Online Catalog. Please find the complete data in the user's documentation. Our General Terms of Use for Downloads are valid (<http://phoenixcontact.com/download>)



Potential distributors, nom. voltage: 250 V, nominal current: 17.5 A, cross section: 0.14 mm<sup>2</sup> - 2.5 mm<sup>2</sup>, AWG: 14 - 26, connection method: Push-in connection, number of positions: 2, number of connections: 32, width: 8.3 mm, length: 100 mm, color: gray, color of connection elements: red, mounting: NS 35/7,5, NS 35/15

### Your advantages

- ✓ Distributor terminal block in red for 24 V DC power supplies
- ✓ Bridgeable potential distributor
- ✓ High contact quality thanks to push-in technology as a replacement for Wire-Wrap®, TERMI-POINT®, etc.
- ✓ Tool-free wiring in a confined space thanks to compact size



### Key Commercial Data

Packing unit	1 pc
Minimum order quantity	10 pc
GTIN	 4 055626 239774
GTIN	4055626239774
Weight per Piece (excluding packing)	54.000 g
Custom tariff number	85369010
Country of origin	Poland

### Technical data

#### General

Number of positions	2
Number of levels	8
Number of connections	32
Potentials	1
Nominal cross section	1.5 mm <sup>2</sup>

## Potential distributors - PTRVB 8-PV /RD - 3270226

### Technical data

#### General

Color	gray
Color of connection elements	red
Insulating material	PA
Flammability rating according to UL 94	V0
Rated surge voltage	4 kV
Overvoltage category	III
Insulating material group	I
Maximum power dissipation for nominal condition	0.56 W (the value is multiplied when connecting multiple levels)
Designation	Level 1+2+3+4+5+6+7+8 above 1 below 1
Maximum load current	24 A (per chamber with 2.5 mm <sup>2</sup> conductor cross section)
Maximum total current	37 A (per potential distributor)
Nominal current I <sub>N</sub>	17.5 A (with 1.5 mm <sup>2</sup> conductor cross section)
Nominal voltage U <sub>N</sub>	250 V
Open side panel	Yes
Relative insulation material temperature index (Elec., UL 746 B)	130 °C
Temperature index of insulation material (DIN EN 60216-1 (VDE 0304-21))	125 °C
Static insulating material application in cold	-60 °C
Behavior in fire for rail vehicles (DIN 5510-2)	Test passed
Flame test method (DIN EN 60695-11-10)	V0
Oxygen index (DIN EN ISO 4589-2)	>32 %
NF F16-101, NF F10-102 Class I	2
NF F16-101, NF F10-102 Class F	2
Surface flammability NFPA 130 (ASTM E 162)	passed
Specific optical density of smoke NFPA 130 (ASTM E 662)	passed
Smoke gas toxicity NFPA 130 (SMP 800C)	passed
Calorimetric heat release NFPA 130 (ASTM E 1354)	27,5 MJ/kg
Fire protection for rail vehicles (DIN EN 45545-2) R22	HL 1 - HL 3
Fire protection for rail vehicles (DIN EN 45545-2) R23	HL 1 - HL 3
Fire protection for rail vehicles (DIN EN 45545-2) R24	HL 1 - HL 3
Fire protection for rail vehicles (DIN EN 45545-2) R26	HL 1 - HL 3

#### Dimensions

Width	8.3 mm
Length	100 mm
Height NS 35/7,5	87.5 mm
Height NS 35/15	95 mm

#### Connection data

## Potential distributors - PTRVB 8-PV /RD - 3270226

### Technical data

#### Connection data

Connection	1st, 2nd, 3rd, 4th, 5th, 6th, 7th and 8th level
Connection method	Push-in connection
Stripping length	8 mm ... 10 mm
Connection in acc. with standard	IEC 60947-7-1
Conductor cross section solid min.	0.14 mm <sup>2</sup>
Conductor cross section solid max.	2.5 mm <sup>2</sup>
Conductor cross section AWG min.	26
Conductor cross section AWG max.	14
Conductor cross section flexible min.	0.14 mm <sup>2</sup>
Conductor cross section flexible max.	1.5 mm <sup>2</sup>
Min. AWG conductor cross section, flexible	26
Max. AWG conductor cross section, flexible	14
Conductor cross section flexible, with ferrule without plastic sleeve min.	0.14 mm <sup>2</sup>
Conductor cross section flexible, with ferrule without plastic sleeve max.	1.5 mm <sup>2</sup>
Conductor cross section flexible, with ferrule with plastic sleeve min.	0.14 mm <sup>2</sup>
Conductor cross section flexible, with ferrule with plastic sleeve max.	1.5 mm <sup>2</sup>

#### Standards and Regulations

Connection in acc. with standard	IEC 60947-7-1
Flammability rating according to UL 94	V0
Fire protection for rail vehicles (DIN EN 45545-2) R22	HL 1 - HL 3
Fire protection for rail vehicles (DIN EN 45545-2) R23	HL 1 - HL 3
Fire protection for rail vehicles (DIN EN 45545-2) R24	HL 1 - HL 3
Fire protection for rail vehicles (DIN EN 45545-2) R26	HL 1 - HL 3

#### Environmental Product Compliance

China RoHS	Environmentally friendly use period: unlimited = EFUP-e
	No hazardous substances above threshold values

### Classifications

#### eCl@ss

eCl@ss 5.1	27141100
eCl@ss 6.0	27141100
eCl@ss 7.0	27141120
eCl@ss 8.0	27141120
eCl@ss 9.0	27141120

## Potential distributors - PTRVB 8-PV /RD - 3270226

### Classifications

#### ETIM

ETIM 4.0	EC000897
ETIM 5.0	EC000897
ETIM 6.0	EC000897
ETIM 7.0	EC000897

#### UNSPSC

UNSPSC 13.2	39121410
-------------	----------

### Approvals

#### Approvals


#### Approvals


DNV GL / CSA / UL Recognized / KEMA-KEUR / cUL Recognized / IECCE CB Scheme / EAC / EAC / cULus Recognized

#### Ex Approvals

### Approval details

DNV GL		<a href="https://approvalfinder.dnvgl.com/">https://approvalfinder.dnvgl.com/</a>	TAE000016Y
--------	-------------------------------------------------------------------------------------	-----------------------------------------------------------------------------------	------------

CSA		<a href="http://www.csagroup.org/services-industries/product-listing/">http://www.csagroup.org/services-industries/product-listing/</a>	13631
	B	D	
Nominal voltage UN	300 V	300 V	
Nominal current IN	10 A	10 A	
mm <sup>2</sup> /AWG/kcmil	26-14	26-14	

UL Recognized		<a href="http://database.ul.com/cgi-bin/XYV/template/LISEXT/1FRAME/index.htm">http://database.ul.com/cgi-bin/XYV/template/LISEXT/1FRAME/index.htm</a>	FILE E 60425
	B	D	
Nominal voltage UN	300 V	300 V	

## Potential distributors - PTRVB 8-PV /RD - 3270226

### Approvals

	B	D
Nominal current IN	10 A	10 A
mm <sup>2</sup> /AWG/kcmil	26-14	26-14

KEMA-KEUR		<a href="http://www.dekra-certification.com">http://www.dekra-certification.com</a>	71-102890
Nominal voltage UN	250 V		
Nominal current IN	17.5 A		
mm <sup>2</sup> /AWG/kcmil	0.14-2.5		

cUL Recognized		<a href="http://database.ul.com/cgi-bin/XYV/template/LISEXT/1FRAME/index.htm">http://database.ul.com/cgi-bin/XYV/template/LISEXT/1FRAME/index.htm</a>	FILE E 60425
	B	D	
Nominal voltage UN	300 V	300 V	
Nominal current IN	10 A	10 A	
mm <sup>2</sup> /AWG/kcmil	26-14	26-14	

IECEE CB Scheme		<a href="http://www.iecee.org/">http://www.iecee.org/</a>	NL-58817
Nominal voltage UN	250 V		
Nominal current IN	17.5 A		

EAC		B.01742
-----	--	---------

EAC		RU C- DE.AI30.B.01102
-----	--	--------------------------

cULus Recognized	
------------------	--

## Potential distributors - PTRVB 8-PV /RD - 3270226

### Accessories

#### Accessories

#### Bridge

Plug-in bridge - FBST 50-PLC RD - 1081050



Plug-in bridge, length: 50 mm, color: red

---

Plug-in bridge - FBST 50-PLC BU - 1081051



Plug-in bridge, length: 50 mm, color: blue

---

Plug-in bridge - FBST 50-PLC GY - 1081053



Plug-in bridge, length: 50 mm, color: gray

---

Continuous plug-in bridge - FBST 500-PLC RD - 2966786



Continuous plug-in bridge, length: 500 mm, color: red

---

Continuous plug-in bridge - FBST 500-PLC GY - 2966838



Continuous plug-in bridge, length: 500 mm, color: gray

## Potential distributors - PTRVB 8-PV /RD - 3270226

### Accessories

---

Continuous plug-in bridge - FBST 500-PLC BN - 2967976



Continuous plug-in bridge, length: 500 mm, color: brown

---

Continuous plug-in bridge - FBST 500-PLC BU - 2966692



Continuous plug-in bridge, length: 500 mm, color: blue

---

### DIN rail

DIN rail perforated - NS 35/ 7,5 PERF 2000MM - 0801733



DIN rail perforated, Standard profile, width: 35 mm, height: 7.5 mm, acc. to EN 60715, material: Steel, galvanized, passivated with a thick layer, length: 2000 mm, color: silver

---

DIN rail, unperforated - NS 35/ 7,5 UNPERF 2000MM - 0801681



DIN rail, unperforated, Standard profile, width: 35 mm, height: 7.5 mm, acc. to EN 60715, material: Steel, galvanized, passivated with a thick layer, length: 2000 mm, color: silver

---

DIN rail perforated - NS 35/ 7,5 WH PERF 2000MM - 1204119



DIN rail perforated, Standard profile, width: 35 mm, height: 7.5 mm, acc. to EN 60715, material: Steel, Galvanized, white passivated, length: 2000 mm, color: silver

---

## Potential distributors - PTRVB 8-PV /RD - 3270226

### Accessories

DIN rail, unperforated - NS 35/ 7,5 WH UNPERF 2000MM - 1204122



DIN rail, unperforated, Standard profile, width: 35 mm, height: 7.5 mm, acc. to EN 60715, material: Steel, Galvanized, white passivated, length: 2000 mm, color: silver

---

DIN rail, unperforated - NS 35/ 7,5 AL UNPERF 2000MM - 0801704



DIN rail, unperforated, Standard profile, width: 35 mm, height: 7.5 mm, acc. to EN 60715, material: Aluminum, uncoated, length: 2000 mm, color: silver

---

DIN rail perforated - NS 35/ 7,5 ZN PERF 2000MM - 1206421



DIN rail perforated, Standard profile, width: 35 mm, height: 7.5 mm, acc. to EN 60715, material: Steel, galvanized, length: 2000 mm, color: silver

---

DIN rail, unperforated - NS 35/ 7,5 ZN UNPERF 2000MM - 1206434



DIN rail, unperforated, Standard profile, width: 35 mm, height: 7.5 mm, acc. to EN 60715, material: Steel, galvanized, length: 2000 mm, color: silver

---

DIN rail, unperforated - NS 35/ 7,5 CU UNPERF 2000MM - 0801762



DIN rail, unperforated, Standard profile, width: 35 mm, height: 7.5 mm, acc. to EN 60715, material: Copper, uncoated, length: 2000 mm, color: copper-colored

---

## Potential distributors - PTRVB 8-PV /RD - 3270226

### Accessories

End cap - NS 35/ 7,5 CAP - 1206560

DIN rail end piece, for DIN rail NS 35/7.5




---

### Documentation

Mounting material - PT-IL - 3208090

Operating decal for the push-in Technology



---

### End block

End clamp - CLIPFIX 35 - 3022218



Quick mounting end clamp for NS 35/7,5 DIN rail or NS 35/15 DIN rail, with marking option, width: 9.5 mm, color: gray

End clamp - CLIPFIX 35-5 - 3022276



Quick mounting end clamp for NS 35/7,5 DIN rail or NS 35/15 DIN rail, with marking option, with parking option for FBS...5, FBS...6, KSS 5, KSS 6, width: 5.15 mm, color: gray

End clamp - E/NS 35 N - 0800886



End clamp, width: 9.5 mm, color: gray

## Potential distributors - PTRVB 8-PV /RD - 3270226

### Accessories

---

End clamp - E/UK - 1201442



End clamp, width: 9.5 mm, height: 35.3 mm, material: PA, length: 50.5 mm, Mounting on a DIN rail NS 32 or NS 35, color: gray

---

End clamp - E/UK 1 - 1201413



End clamps, for supporting the ends of double-level and three-level terminal blocks, width: 10 mm, color: gray

---

End cover

End cover - D-PTRV 8 WH - 3270154



End cover, length: 100 mm, width: 3.8 mm, height: 80.8 mm, color: white

---

End cover - D-PTRV 8 WH 1-8 - 3270155



End cover, length: 100 mm, width: 2.2 mm, height: 80.8 mm, color: white

---

End cover - D-PTRV 8 WH 1-8 LGS - 3270240



End cover, length: 100 mm, width: 2.2 mm, height: 80.8 mm, color: white

---

## Potential distributors - PTRVB 8-PV /RD - 3270226

### Accessories

End cover - D-PTRV 8 WH 8-1 - 3270242



End cover, length: 100 mm, width: 2.2 mm, height: 80.8 mm, color: white

---

End cover - D-PTRV 8 WH 8-1 LGS - 3270244



End cover, length: 100 mm, width: 2.2 mm, height: 80.8 mm, color: white

---

End cover - D-PTRV 8 WH 1-16 - 3270228



End cover, length: 100 mm, width: 2.2 mm, height: 80.8 mm, color: white

---

End cover - D-PTRV 8 WH 1-16 LGS - 3270229



End cover, length: 100 mm, width: 2.2 mm, height: 80.8 mm, color: white

---

End cover - D-PTRV 8 WH 9-16 - 3270211



End cover, length: 100 mm, width: 2.2 mm, height: 80.8 mm, color: white

---

## Potential distributors - PTRVB 8-PV /RD - 3270226

### Accessories

End cover - D-PTRV 8 WH 9-16 LGS - 3270212



End cover, length: 100 mm, width: 2.2 mm, height: 80.8 mm, color: white

---

End cover - D-PTRV 8 WH 17-24 - 3270213



End cover, length: 100 mm, width: 2.2 mm, height: 80.8 mm, color: white

---

End cover - D-PTRV 8 WH 17-24 LGS - 3270214



End cover, length: 100 mm, width: 2.2 mm, height: 80.8 mm, color: white

---

End cover - D-PTRV 8 WH 25-32 - 3270215



End cover, length: 100 mm, width: 2.2 mm, height: 80.8 mm, color: white

---

End cover - D-PTRV 8 WH 25-32 LGS - 3270216



End cover, length: 100 mm, width: 2.2 mm, height: 80.8 mm, color: white

---

## Potential distributors - PTRVB 8-PV /RD - 3270226

### Accessories

End cover - D-PTRV 8 WH A-H - 3270156



End cover, length: 100 mm, width: 2.2 mm, height: 80.8 mm, color: white

---

End cover - D-PTRV 8 WH A-H LGS - 3270241



End cover, length: 100 mm, width: 2.2 mm, height: 80.8 mm, color: white

---

End cover - D-PTRV 8 WH H-A - 3270243



End cover, length: 100 mm, width: 2.2 mm, height: 80.8 mm, color: white

---

End cover - D-PTRV 8 WH H-A LGS - 3270245



End cover, length: 100 mm, width: 2.2 mm, height: 80.8 mm, color: white

---

### Insulating sleeve

Insulating sleeve - MPS-IH WH - 0201663

Insulating sleeve, color: white



## Potential distributors - PTRVB 8-PV /RD - 3270226

### Accessories

Insulating sleeve - MPS-IH RD - 0201676

Insulating sleeve, color: red



Insulating sleeve - MPS-IH BU - 0201689

Insulating sleeve, color: blue



Insulating sleeve - MPS-IH YE - 0201692

Insulating sleeve, color: yellow



Insulating sleeve - MPS-IH GN - 0201702

Insulating sleeve, color: green



Insulating sleeve - MPS-IH GY - 0201728

Insulating sleeve, color: gray



## Potential distributors - PTRVB 8-PV /RD - 3270226

### Accessories

Insulating sleeve - MPS-IH BK - 0201731

Insulating sleeve, color: black



---

### Labeled terminal marker

Zack marker strip - ZB 8,3,LGS:FORTL.ZAHLEN - 0803480



Zack marker strip, Strip, white, labeled, can be labeled with: CMS-P1-PLOTTER, mounting type: snap into tall marker groove, for terminal block width: 8.3 mm, lettering field size: 10.5 x 8.3 mm

---

Zack marker strip - ZB 8,3,QR:FORTL.ZAHLEN - 0803479



Zack marker strip, Strip, white, labeled, can be labeled with: CMS-P1-PLOTTER, mounting type: snap into tall marker groove, for terminal block width: 8.3 mm, lettering field size: 10.5 x 8.3 mm

---

Zack marker strip - ZB 8,3 CUS - 8191573



Zack marker strip, Strip, white, labeled according to customer specifications, mounting type: snap into tall marker groove, for terminal block width: 8.3 mm, lettering field size: 10.5 x 8.3 mm

---

Marker for terminal blocks - TM-PTRV 8,QR:1-8 - 0803468



Marker for terminal blocks, white, labeled, mounting type: snapped, for terminal block width: 8 mm, lettering field size: 2,4x 9,2 mm

## Potential distributors - PTRVB 8-PV /RD - 3270226

### Accessories

Marker for terminal blocks - TM-PTRV 8,QR:8-1 - 0803470



Marker for terminal blocks, white, labeled, mounting type: snapped, for terminal block width: 8 mm, lettering field size: 2,4x 9,2 mm

---

Marker for terminal blocks - TM-PTRV 8,QR:A-H - 0803471



Marker for terminal blocks, white, labeled, mounting type: snapped, for terminal block width: 8 mm, lettering field size: 2,4x 9,2 mm

---

Marker for terminal blocks - TM-PTRV 8,QR:H-A - 0803473



Marker for terminal blocks, white, labeled, mounting type: snapped, for terminal block width: 8 mm, lettering field size: 2,4x 9,2 mm

---

### Mounting material

Retaining bracket - CDC-PTRV - 3270167



Retaining bracket, via four PTRV single modules, pitch: 8.3 mm, width: 35.6 mm, height: 71.5 mm, color: gray

---

### Partition plate

Spacer plate - DP-PTRV 8 - 3270166



Spacer plate, length: 100 mm, width: 8.3 mm, height: 86 mm, color: gray

## Potential distributors - PTRVB 8-PV /RD - 3270226

### Accessories

---

#### Screwdriver tools

Actuation tool - ST-BW 0 - 1200135



Actuation tool, for all 1.5 mm<sup>2</sup> spring cages from PT 1,5/S and FT 1,5/S

---

#### Terminal marking

Zack marker strip - ZB 8,3:UNBEDRUCKT - 0803444



Zack marker strip, Strip, white, unlabeled, can be labeled with: PLOTMARK, CMS-P1-PLOTTER, mounting type: snap into tall marker groove, for terminal block width: 8.3 mm, lettering field size: 10.5 x 8.3 mm

---

#### Test plug terminal block

Reducing plug - RPS - 0201647



Reducing plug, color: gray

---

Test plugs - MPS-MT - 0201744



Test plugs, with solder connection up to 1 mm<sup>2</sup> conductor cross section, color: gray

---