

## Network cable - VS-MSD-IP20-93E/3,0 - 1403499

Please be informed that the data shown in this PDF Document is generated from our Online Catalog. Please find the complete data in the user's documentation. Our General Terms of Use for Downloads are valid (<http://phoenixcontact.com/download>)



Assembled Ethernet cable, CAT5e, shielded, 2-pair, AWG 26, stranded (7-wire), RAL 5021 (aqua blue), M12 plug to RJ45 plug/IP20, line, length 3 m

### Ethernet

#### Key Commercial Data

Packing unit	1 STK
GTIN	 4 046356 656191

#### Technical data

##### Dimensions

Length of cable	3 m
-----------------	-----

##### Ambient conditions

Degree of protection	IP20 (RJ45 connector)
	IP67 (M12 connector)

##### General data

Number of positions	4
Signal type/category	Ethernet CAT5 (IEC 11801), 100 Mbps
Overvoltage category	I
Degree of pollution	3

##### Characteristics head 1

Head type	Plug straight M12 / IP67
No. of positions (pin connector pattern)	4
Coding	D (Data)
Color	black
Material (component)	CuZn (Contact)
	Ni/Au (Contact surface)
	TPU GF (Contact carriers)
	TPU, hardly inflammable, self-extinguishing (Grip)
	Zinc die-cast, nickel-plated (Screw connection)

# Network cable - VS-MSD-IP20-93E/3,0 - 1403499

## Technical data

### Characteristics head 1

Shielded	yes
Insertion/withdrawal cycles	≥ 100
Torque	0.4 Nm
Ambient temperature (operation)	-25 °C ... 90 °C

### Characteristics head 2

Head type	Plug straight RJ45 / IP20
No. of positions (pin connector pattern)	4 (8)
Color	gray
Material (component)	CuSn (Contact)
	Ni/Au (Contact surface)
	PC (Contact carriers)
	PA (Housing)
Shielded	yes
Insertion/withdrawal cycles	≥ 750
Ambient temperature (operation)	-40 °C ... 60 °C

### Standards and Regulations

Flammability rating according to UL 94	V2
--	----

### Cable

Cable type	PUR ETHERNET 2x2 FLEX
Cable type (abbreviation)	93E
UL AWM style	20963 (80°C/30 V)
Signal type/category	Ethernet CAT5 (IEC 11801), 100 Mbps
Cable structure	2x2xAWG26/7; SF/UTP
Conductor cross section	2x 2x 0.14 mm <sup>2</sup>
AWG signal line	26
Conductor structure signal line	7x 0.16 mm
Core diameter including insulation	0.98 mm
Wire colors	white/orange-orange, white/green-green
Twisted pairs	2 cores to the pair
Overall twist	Two pairs with two fillers to the core
Shielding	Aluminum-coated foil, tinned copper braided shield
Optical shield covering	70 %
External sheath, color	water blue RAL 5021
Outer sheath thickness	1.2 mm
External cable diameter D	6.4 mm ±0.2 mm
Minimum bending radius, fixed installation	4 x D
Minimum bending radius, flexible installation	8 x D
Tensile strength short-term/long-term	≤ 80N
Cable weight	42 kg/km

# Network cable - VS-MSD-IP20-93E/3,0 - 1403499

## Technical data

### Cable

Outer sheath, material	PUR
Material conductor insulation	Foamed PE
Conductor material	Bare Cu litz wires
Insulation resistance	≥ 500 MΩ*km
Conductor resistance	≤ 290 Ω/km
Cable capacity	approx. 45 nF/km (at 1 kHz)
Wave impedance	100 Ω ±5 Ω (at 100 MHz)
Signal runtime	5.3 ns/m
Coupling resistance	≤ 100.00 mΩ/m (At 10 MHz)
Nominal voltage, cable	≤ 100 V
Test voltage Core/Core	700 V (50 Hz, 1 min.)
Test voltage Core/Shield	700 V (50 Hz, 1 min.)
Flame resistance	According to IEC 60332-1-2
Halogen-free	According to IEC 60754-1
Resistance to oil	in accordance with DIN EN 60811-2-1
Ambient temperature (operation)	-40 °C ... 80 °C (cable, fixed installation) -20 °C ... 80 °C (cable, flexible installation)
Ambient temperature (installation)	-20 °C ... 80 °C
Ambient temperature (storage/transport)	-20 °C ... 80 °C

## Classifications

### eCl@ss

eCl@ss 4.0	27060306
eCl@ss 4.1	27060306
eCl@ss 5.0	27061801
eCl@ss 5.1	27061801
eCl@ss 6.0	27061801
eCl@ss 7.0	27061801
eCl@ss 8.0	27060308

### ETIM

ETIM 4.0	EC000830
ETIM 5.0	EC002599

### UNSPSC

UNSPSC 6.01	26121609
UNSPSC 7.0901	26121609
UNSPSC 11	26121609
UNSPSC 12.01	26121609
UNSPSC 13.2	26121609

# Network cable - VS-MSD-IP20-93E/3,0 - 1403499

## Approvals

Approvals

---

Approvals

EAC

---

Ex Approvals

---

Approvals submitted

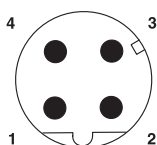
---

## Approval details

EAC
-----

## Drawings

Schematic diagram



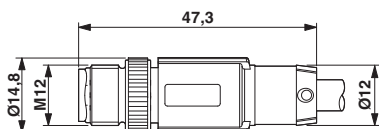
Pin assignment M12 male connector, 4-pos., D-coded, male side

Cable cross section



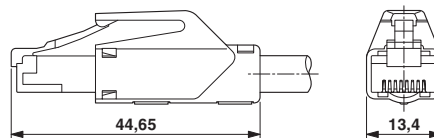
PUR ETHERNET 2x2 FLEX [93E]

Dimensional drawing



Plug, M12 x 1, straight, shielded

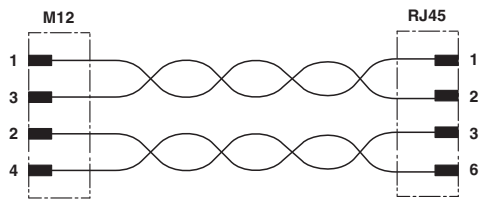
Dimensional drawing



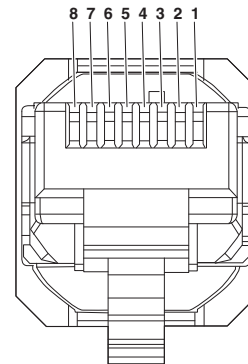
RJ45 connector, IP20

## Network cable - VS-MSD-IP20-93E/3,0 - 1403499

Circuit diagram



Schematic diagram



Connector pin assignment plug RJ45

Phoenix Contact 2016 © - all rights reserved  
<http://www.phoenixcontact.com>

PHOENIX CONTACT GmbH & Co. KG  
Flachsmarktstr. 8  
32825 Blomberg  
Germany  
Tel. +49 5235 300  
Fax +49 5235 3 41200  
<http://www.phoenixcontact.com>