

Contact insert - HC-DD72-I-CT-F-144 - 1584101

Please be informed that the data shown in this PDF Document is generated from our Online Catalog. Please find the complete data in the user's documentation. Our General Terms of Use for Downloads are valid (<http://phoenixcontact.com/download>)



HEAVYCON female insert, DD72 series, 72-pos., 73 ... 144 printed, crimp connection

Key Commercial Data

Packing unit	1 STK
GTIN	 4 046356 133418

Technical data

General

Note	For HEAVYCON ADVANCE and HEAVYCON housing of B16 type, crimp contacts CK 1,6-ED (crimp contacts not included in the scope of supply). Plug-in connections may only be operated only when there is no load/voltage.
Connection method	Crimp connection
Degree of pollution	3
Overvoltage category	III
Constructional and testing regulations	DIN VDE 0627/86
	DIN VDE 0110/02.79
	DIN VDE 0110-1/04.97
	IEC 60664-1, DIN IEC 60512
	IEC 60352
Number of positions	72+PE
Insertion/withdrawal cycles	≥ 500
Size	B16
Connection in acc. with standard	IEC / EN
Conductor cross section	0.14 mm ² ... 2.5 mm ²
Connection cross section AWG	26 ... 14
Stripping length of the individual wire	8 mm (0.14 - 1.5 mm ²)
	6 mm (2.5 mm ²)
Assembly instructions	-Housing heights with h ≥ 72 mm are recommended in the case of a large number of wires. -Use of HC-CST (1676857) coding pins and HC-CBU (1676860) coding sockets has been prescribed.

Contact insert - HC-DD72-I-CT-F-144 - 1584101

Technical data

General

Connection	Connectors may be plugged in only when there is no load/voltage.
------------	--

Ambient conditions

Ambient temperature (operation)	-40 °C ... 125 °C (including heating up of contacts)
---------------------------------	--

Material data

Flammability rating according to UL 94	V0
Contact material	Copper alloy
Contact surface material	Ag (alternatively Au)
Contact carrier material	PC
Standards/regulations	PC: Fire protection in rail vehicles - requirement sets R22, R23, and R24 acc. to DIN EN 45545-2 (Risk level HL1 - HL3)

Electrical characteristics

Rated voltage (III/3)	250 V
Rated surge voltage	4 kV
Rated current	10 A

Standards and Regulations

Connection in acc. with standard	IEC / EN
	CSA
Constructional and testing regulations	DIN VDE 0627/86
	DIN VDE 0110/02.79
	DIN VDE 0110-1/04.97
	IEC 60664-1, DIN IEC 60512
	IEC 60352
Flammability rating according to UL 94	V0

Classifications

eCl@ss

eCl@ss 4.0	272607xx
eCl@ss 4.1	27260701
eCl@ss 5.0	27143424
eCl@ss 5.1	27143424
eCl@ss 6.0	27143424
eCl@ss 7.0	27440209
eCl@ss 8.0	27440205
eCl@ss 9.0	27440205

ETIM

ETIM 3.0	EC000438
ETIM 4.0	EC000437

Contact insert - HC-DD72-I-CT-F-144 - 1584101

Classifications

ETIM

ETIM 5.0	EC000438
----------	----------

UNSPSC

UNSPSC 6.01	30211923
UNSPSC 7.0901	39121522
UNSPSC 11	39121522
UNSPSC 12.01	39121522
UNSPSC 13.2	39121522

Approvals

Approvals


Approvals


CSA / UL Recognized / cUL Recognized / EAC / GL / cULus Recognized

Ex Approvals

Approvals submitted

Approval details

CSA 	
mm ² /AWG/kcmil	26-14
Nominal current I _N	7 A
Nominal voltage U _N	250 V

UL Recognized 	
mm ² /AWG/kcmil	14
Nominal current I _N	10 A
Nominal voltage U _N	250 V

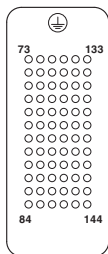
Contact insert - HC-DD72-I-CT-F-144 - 1584101

Approvals

cUL Recognized	
mm ² /AWG/kcmil	14
Nominal current I _N	7 A
Nominal voltage U _N	250 V
EAC	
GL	
cULus Recognized	

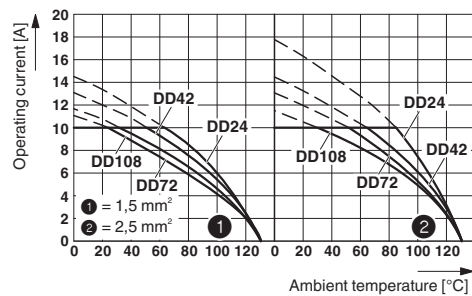
Drawings

Schematic diagram



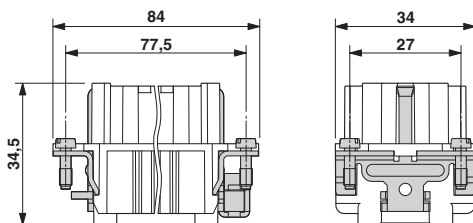
Connector pin assignment, connection side

Diagram



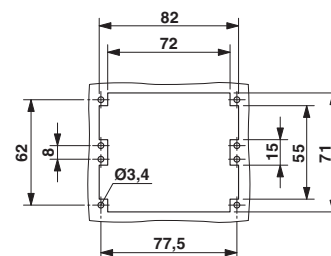
Derating diagram

Dimensional drawing



Female insert

Dimensional drawing



Mounting cutout when used without housing

Phoenix Contact 2016 © - all rights reserved
<http://www.phoenixcontact.com>

PHOENIX CONTACT GmbH & Co. KG
Flachmarktstr. 8
32825 Blomberg
Germany
Tel. +49 5235 300
Fax +49 5235 3 41200
<http://www.phoenixcontact.com>