

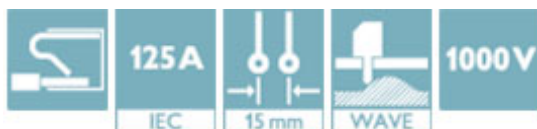
PCB terminal block - SPT 35/ 2-V-15,00 - 1845344

Please be informed that the data shown in this PDF Document is generated from our Online Catalog. Please find the complete data in the user's documentation. Our General Terms of Use for Downloads are valid (<http://phoenixcontact.com/download>)



PCB terminal block, Nominal current: 125 A, Nom. voltage: 1000 V, Pitch: 15 mm, Number of positions: 2, Connection method: Push-in spring connection, Mounting: Wave soldering, Conductor/PCB connection direction: 90 °, Color: green

The figure shows a 5-pos. version of the product



Key Commercial Data

Packing unit	20 STK
GTIN	

Technical data

Dimensions

Pitch	15.00 mm
Dimension a	15 mm
Length of the solder pin	5.9 mm
Pin dimensions	1,5 x 1,5 mm
Pin spacing	16 mm
Hole diameter	2.2 mm

General

Range of articles	SPT 35/..-V
Insulating material group	I
Rated surge voltage (III/3)	8 kV
Rated surge voltage (III/2)	8 kV
Rated surge voltage (II/2)	6 kV
Rated voltage (III/3)	1000 V
Rated voltage (III/2)	1000 V
Rated voltage (II/2)	1000 V
Connection in acc. with standard	EN-VDE
Nominal current I _N	125 A

PCB terminal block - SPT 35/ 2-V-15,00 - 1845344

Technical data

General

Nominal cross section	35 mm ²
Insulating material	PA
Flammability rating according to UL 94	V0
Stripping length	25 mm
Number of positions	2

Connection data

Conductor cross section solid min.	1.5 mm ²
Conductor cross section solid max.	16 mm ²
Conductor cross section flexible min.	1.5 mm ²
Conductor cross section flexible max.	35 mm ²
Conductor cross section flexible, with ferrule without plastic sleeve min.	1.5 mm ²
Conductor cross section flexible, with ferrule without plastic sleeve max.	35 mm ²
Conductor cross section flexible, with ferrule with plastic sleeve min.	1.5 mm ²
Conductor cross section flexible, with ferrule with plastic sleeve max.	35 mm ²

Standards and Regulations

Connection in acc. with standard	EN-VDE
Flammability rating according to UL 94	V0

Classifications

eCl@ss

eCl@ss 5.1	27141134
eCl@ss 6.0	27141134
eCl@ss 8.0	27440401
eCl@ss 9.0	27440401

ETIM

ETIM 4.0	EC002643
ETIM 5.0	EC002643

Approvals

Approvals

Approvals

cULus Recognized / VDE Zeichengenehmigung / IECCEB CB Scheme

Ex Approvals

PCB terminal block - SPT 35/ 2-V-15,00 - 1845344

Approvals

Approvals submitted

Approval details

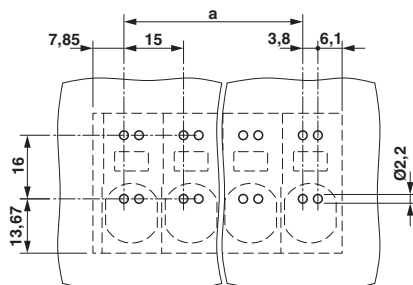
cULus Recognized		
	B	C
mm ² /AWG/kcmil	14-2	14-2
Nominal current I _N	101 A	101 A
Nominal voltage U _N	600 V	600 V

VDE Zeichengenehmigung	
mm ² /AWG/kcmil	4-35
Nominal current I _N	125 A
Nominal voltage U _N	1000 V

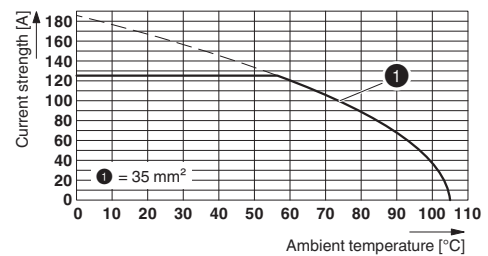
IECEE CB Scheme	
mm ² /AWG/kcmil	35
Nominal current I _N	125 A
Nominal voltage U _N	1000 V

Drawings

Drilling diagram

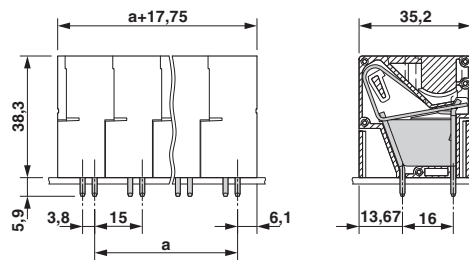


Diagram



PCB terminal block - SPT 35/ 2-V-15,00 - 1845344

Dimensional drawing



Phoenix Contact 2016 © - all rights reserved
<http://www.phoenixcontact.com>

PHOENIX CONTACT GmbH & Co. KG
Flachsmarktstr. 8
32825 Blomberg
Germany
Tel. +49 5235 300
Fax +49 5235 3 41200
<http://www.phoenixcontact.com>