

Branch terminal - IBS IL 24 RB-T-XC-PAC - 2701151

Please be informed that the data shown in this PDF Document is generated from our Online Catalog. Please find the complete data in the user's documentation. Our General Terms of Use for Downloads are valid (<http://phoenixcontact.com/download>)



INTERBUS branch terminal, version for extreme conditions, complete with accessories (connector plug and labeling field), with remote bus branch, 24 V DC

Why buy this product

- Diagnostic and status indicators
- Can be used under extreme ambient conditions
- Extended temperature range of -40°C ... +70°C (see "Tested successfully: use under extreme ambient conditions" in the data sheet)
- Coated PCBs



Key Commercial Data

Packing unit	1 STK
GTIN	 4 046356 713788

Technical data

Note

Utilization restriction	EMC: class A product, see manufacturer's declaration in the download area
-------------------------	---------------------------------------------------------------------------

Dimensions

Width	12.2 mm
Height	135 mm
Depth	71.5 mm

Ambient conditions

Ambient temperature (operation)	-25 °C ... 55 °C
	-40 °C ... 70 °C (Extended, see section "Tested successfully: use under extreme ambient conditions" in the data sheet.)
Ambient temperature (storage/transport)	-40 °C ... 85 °C
Permissible humidity (operation)	10 % ... 95 % (according to DIN EN 61131-2)
Permissible humidity (storage/transport)	10 % ... 95 % (according to DIN EN 61131-2)

Branch terminal - IBS IL 24 RB-T-XC-PAC - 2701151

Technical data

Ambient conditions

Air pressure (operation)	70 kPa ... 106 kPa (up to 3000 m above sea level)
Air pressure (storage/transport)	70 kPa ... 106 kPa (up to 3000 m above sea level)
Degree of protection	IP20

General

Net weight	67 g
Note on weight specifications	with connector
Mounting type	DIN rail

Interfaces

Fieldbus system	INTERBUS
Designation	INTERBUS
Connection method	Inline shield connector
Transmission speed	500 kBit/s
Transmission physics	RS-485
Fieldbus system	INTERBUS
Designation	INTERBUS
Connection method	Inline data jumper
Transmission speed	500 kBit/s
Fieldbus system	Lokalbus
Designation	Inline local bus
Connection method	Inline data jumper
Transmission physics	Copper

Power supply for module electronics

Supply voltage	24 V DC (via voltage jumper)
Supply voltage range	19.2 V DC ... 30 V DC (including all tolerances, including ripple)

Inline potentials

I/O supply voltage U_{ANA}	24 V DC (nominal value)
Current consumption from U_{ANA}	typ. 29 mA
Power consumption	max. 0.696 W (from U_{ANA})

Standards and Regulations

Test section	5 V supply, incoming remote bus, 5 V supply outgoing remote bus, 5 V supply logic 500 V AC 50 Hz 1 min.
	Remote bus branch 500 V AC 50 Hz 1 min.
	Functional earth ground 500 V AC 50 Hz 1 min.
Connection in acc. with standard	CUL
Protection class	III, IEC 61140, EN 61140, VDE 0140-1

Branch terminal - IBS IL 24 RB-T-XC-PAC - 2701151

Classifications

eCl@ss

eCl@ss 4.0	27250203
eCl@ss 4.1	27250203
eCl@ss 5.0	27250203
eCl@ss 5.1	27242608
eCl@ss 6.0	27242608
eCl@ss 7.0	27242608
eCl@ss 8.0	27242608

ETIM

ETIM 3.0	EC001604
ETIM 4.0	EC001599
ETIM 5.0	EC001604

UNSPSC

UNSPSC 6.01	43172015
UNSPSC 7.0901	43201404
UNSPSC 11	43172015
UNSPSC 12.01	43201404
UNSPSC 13.2	43201404

Approvals

Approvals


Approvals

UL Recognized / cUL Recognized / cULus Recognized

Ex Approvals

Approvals submitted

Approval details

UL Recognized 

Branch terminal - IBS IL 24 RB-T-XC-PAC - 2701151

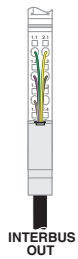
Approvals

cUL Recognized

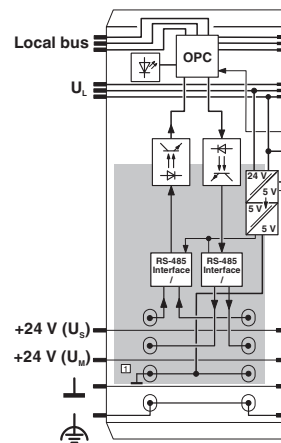
cULus Recognized

Drawings

Connection diagram

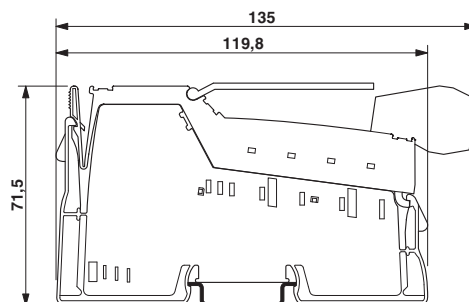


Block diagram



Internal wiring of the terminal points

Dimensional drawing



Phoenix Contact 2016 © - all rights reserved
<http://www.phoenixcontact.com>

PHOENIX CONTACT GmbH & Co. KG
Flachmarktstr. 8
32825 Blomberg
Germany
Tel. +49 5235 300
Fax +49 5235 3 41200
<http://www.phoenixcontact.com>