Single relay - REL-IR4/LDP- 60DC/4X21 - 2903679

Please be informed that the data shown in this PDF Document is generated from our Online Catalog. Please find the complete data in the user's documentation. Our General Terms of Use for Downloads are valid
(http://phoenixcontact.com/download)

The figure shows version REL-IR4/
LDP- 24DC/4X21

Plug-in industrial relay with power contacts, 4 PDTs, test key, status LED, freewheeling diode, mechanical switch position indicator, polarity: A1+, A2–, coil voltage: 60 V DC

Key Commercial Data

Packing unit	10 STK
Minimum order quantity	10 STK
GTIN	4 046356 758925

Technical data

Dimensions

Width	21.2 mm
Height	35.6 mm
Depth	27.5 mm

Ambient conditions

Ambient temperature (operation)	-40 °C ... 70 °C
Ambient temperature (storage/transport)	-40 °C ... 85 °C

Coil side

Nominal input voltage U_N	60 V DC
Input voltage range in reference to U_N	see diagram
Typical input current at U_N	18 mA
Typical response time	13 ms
Typical release time	14 ms
Protective circuit	Damping diode
Status display	Yellow LED
Power dissipation for nominal condition	1.08 W

Contact side

Contact type	4 PDTs
Contact material	AgNi

Single relay - REL-IR4/LDP- 60DC/4X21 - 2903679

Technical data

Contact side

Maximum switching voltage	250 V AC/DC
Minimum switching voltage	5 V (At 24 mA)
Min. switching current	5 mA (at 24 V)
Maximum inrush current	16 A (20 ms, N/O contact)
Limiting continuous current	6 A
Interrupting rating (ohmic load) max.	144 W (at 24 V DC)
	124 W (at 48 V DC)
	108 W (at 60 V DC)
	52 W (at 110 V DC)
	48 W (at 220 V DC)
	1500 VA (for 250 V AC)
Switching capacity min.	0.12 W
Switching capacity in acc. with DIN VDE 0660/IEC 60947	2 A (at 24 V, DC13)
	0.22 A (at 120 V, DC13)
	0.11 A (at 250 V, DC13)
	1.5 A (at 24 V, AC15)
	1.5 A (at 120 V, AC15)
	1 A (at 240 V, AC15)

General

Test voltage relay winding/relay contact	2.5 kV_{rms} (50 Hz, 1 min.)
Test voltage PDT/PDT	2 kV_{rms} (50 Hz, 1 min.)
Operating mode	100% operating factor
Degree of protection	RT I
Mechanical service life	Approx. 2 x 10^7 cycles
Designation	Air clearances and creepage distances between the power circuits
Standards/regulations	IEC 60664
Rated insulation voltage	250 V AC
Degree of pollution	2
Overvoltage category	II
Designation	Standards/regulations
Standards/regulations	IEC 61810
Mounting position	any

Standards and Regulations

Connection in acc. with standard	CSA
Designation	Air clearances and creepage distances between the power circuits
Standards/regulations	IEC 60664
Rated insulation voltage	250 V AC
Insulation	Basic insulation
Degree of pollution	2

Single relay - REL-IR4/LDP- 60DC/4X21 - 2903679

Technical data

Standards and Regulations

Overvoltage category	II
Designation	Standards/regulations
Standards/regulations	IEC 61810

Classifications

eCl@ss

eCl@ss 4.0	27371104
eCl@ss 4.1	27371104
eCl@ss 5.0	27371001
eCl@ss 5.1	27371001
eCl@ss 6.0	27371001
eCl@ss 7.0	27371001
eCl@ss 8.0	27371601
eCl@ss 9.0	27371601

ETIM

ETIM 3.0	EC000196
ETIM 4.0	EC000196
ETIM 5.0	EC001437

UNSPSC

UNSPSC 6.01	30211916
UNSPSC 7.0901	39121515
UNSPSC 11	39121515
UNSPSC 12.01	39121515
UNSPSC 13.2	39121515

Approvals

Approvals

Approvals

CSA / UL Recognized / cUL Recognized / VDE Zeichengenehmigung / EAC / EAC / cULus Recognized

Ex Approvals

Approvals submitted

Single relay - REL-IR4/LDP- 60DC/4X21 - 2903679

Approvals

Approval details

CSA

UL Recognized

cUL Recognized

VDE Zeichengenehmigung

EAC

EAC

cULus Recognized

Drawings

Circuit diagram

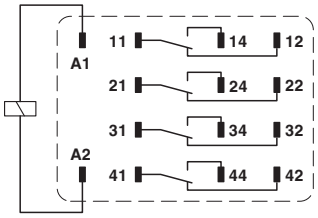

Diagram

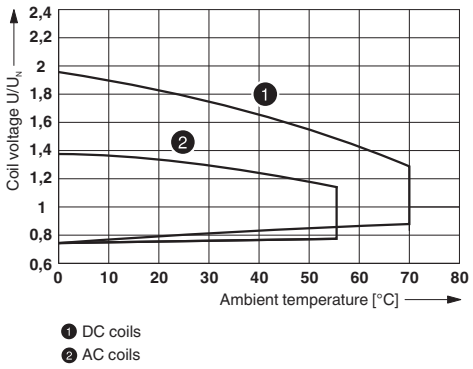

Operating voltage range

Single relay - REL-IR4/LDP- 60DC/4X21 - 2903679

Diagram

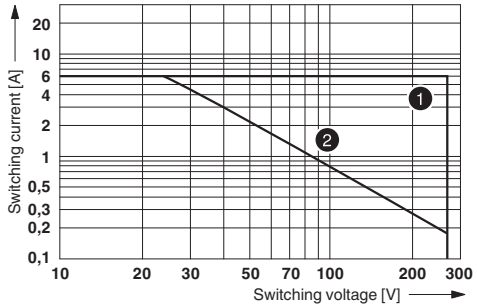

1 AC, ohmic load
2 DC, ohmic load

Interrupting rating

Diagram

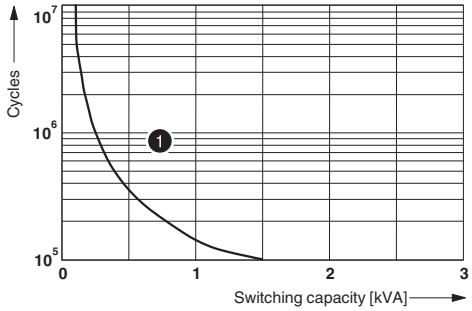

1 250 V AC, ohmic load

Electrical service life

Diagram

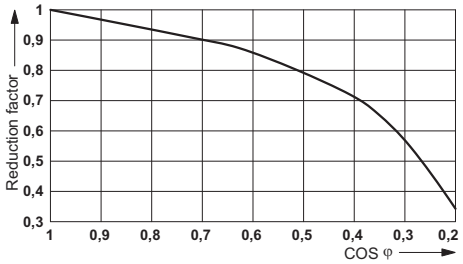

Service life reduction factor

Phoenix Contact 2016 © - all rights reserved
http://www.phoenixcontact.com

PHOENIX CONTACT GmbH & Co. KG
Flachsmarktstr. 8
32825 Blomberg
Germany
Tel. +49 5235 300
Fax +49 5235 3 41200
http://www.phoenixcontact.com