

# Single relay - REL-OR3/L-120AC/3X21 - 2903695

Please be informed that the data shown in this PDF Document is generated from our Online Catalog. Please find the complete data in the user's documentation. Our General Terms of Use for Downloads are valid (<http://phoenixcontact.com/download>)



Pluggable octal relay with power contacts, 3 PDT, test button, mechanical switching position indication, coil voltage 120 V AC

The figure shows version REL-OR3/LDP-24DC/3X21

## Key Commercial Data

Packing unit	10 STK
Minimum order quantity	10 STK
GTIN	 4 046356 759083

## Technical data

### Dimensions

Width	35 mm
Height	54.4 mm
Depth	35 mm

### Ambient conditions

Ambient temperature (operation)	-40 °C ... 55 °C
Ambient temperature (storage/transport)	-40 °C ... 85 °C

### Coil side

Nominal input voltage $U_N$	120 V AC
Input voltage range in reference to $U_N$	see diagram
Typical input current at $U_N$	23 mA
Typical response time	5 ms ... 15 ms (depending on phase relation)
Typical release time range	5 ms ... 20 ms (depending on phase relation)
Status display	Yellow LED

### Contact side

Contact type	3 PDTs
Contact material	AgNi
Maximum switching voltage	250 V AC/DC
Minimum switching voltage	10 V (At 24 mA)

# Single relay - REL-OR3/L-120AC/3X21 - 2903695

## Technical data

### Contact side

Min. switching current	10 mA (at 24 V)
Maximum inrush current	30 A (20 ms, N/O contact)
Limiting continuous current	10 A
Interrupting rating (ohmic load) max.	240 W (at 24 V DC)
	124 W (at 48 V DC)
	108 W (at 60 V DC)
	52 W (at 110 V DC)
	48 W (at 220 V DC)
	2500 VA (for 250 V AC)
Switching capacity min.	0.24 W
Switching capacity in acc. with DIN VDE 0660/IEC 60947	2 A (at 24 V, DC13)
	0.22 A (at 120 V, DC13)
	0.11 A (at 250 V, DC13)
	3 A (at 24 V, AC15)
	3 A (at 120 V, AC15)
	1.5 A (at 240 V, AC15)

### General

Test voltage relay winding/relay contact	2.5 kV <sub>rms</sub> (50 Hz, 1 min.)
Test voltage relay contact/relay contact	2 kV <sub>rms</sub> (50 Hz, 1 min.)
Test voltage PDT/PDT	2 kV <sub>rms</sub> (50 Hz, 1 min.)
Operating mode	100% operating factor
Degree of protection	RT I
Mechanical service life	Approx. 2 x 10 <sup>7</sup> cycles
Designation	Air clearances and creepage distances between the power circuits
Standards/regulations	IEC 60664
Rated insulation voltage	250 V AC
Degree of pollution	3
Overvoltage category	III
Designation	Standards/regulations
Standards/regulations	IEC 61810
Mounting position	any

### Standards and Regulations

Connection in acc. with standard	CSA
Designation	Air clearances and creepage distances between the power circuits
Standards/regulations	IEC 60664
Rated insulation voltage	250 V AC
Insulation	Basic insulation
Degree of pollution	3
Overvoltage category	III

# Single relay - REL-OR3/L-120AC/3X21 - 2903695

## Technical data

### Standards and Regulations

Designation	Standards/regulations
Standards/regulations	IEC 61810

## Classifications

### eCl@ss

eCl@ss 4.0	27371104
eCl@ss 4.1	27371104
eCl@ss 5.0	27371001
eCl@ss 5.1	27371001
eCl@ss 6.0	27371001
eCl@ss 7.0	27371001
eCl@ss 8.0	27371601
eCl@ss 9.0	27371601

### ETIM

ETIM 3.0	EC000196
ETIM 4.0	EC000196
ETIM 5.0	EC001437

### UNSPSC

UNSPSC 6.01	30211916
UNSPSC 7.0901	39121515
UNSPSC 11	39121515
UNSPSC 12.01	39121515
UNSPSC 13.2	39121515

## Approvals

### Approvals

---

#### Approvals

CSA / UL Recognized / cUL Recognized / VDE Zeichengenehmigung / EAC / cULus Recognized

---

#### Ex Approvals

---

#### Approvals submitted

---

### Approval details

# Single relay - REL-OR3/L-120AC/3X21 - 2903695

## Approvals

CSA

UL Recognized

cUL Recognized

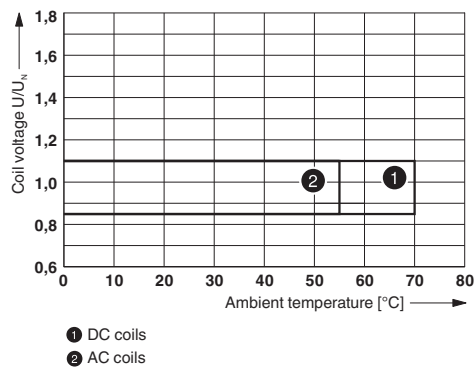
VDE Zeichengenehmigung

EAC

cULus Recognized

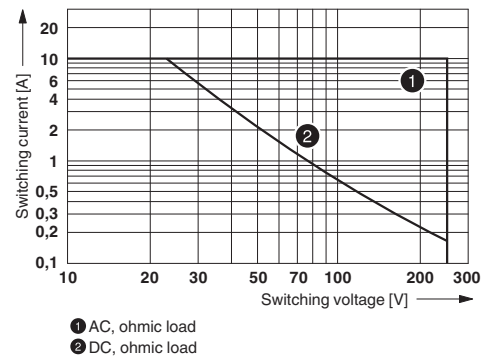
## Drawings

Diagram



Operating voltage range

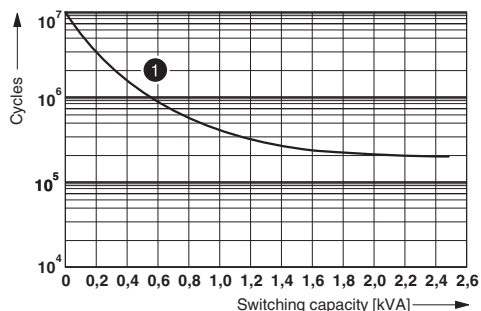
Diagram



Interrupting rating

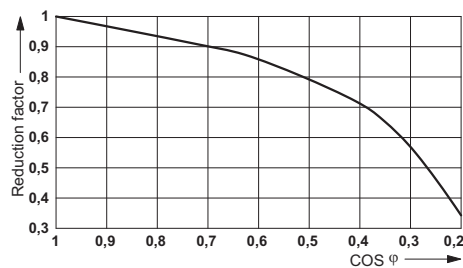
# Single relay - REL-OR3/L-120AC/3X21 - 2903695

Diagram



1 250 V AC, ohmic load

Diagram



Electrical service life

Service life reduction factor

Circuit diagram

