

Lightning arrester type 1 - FLT-SEC-P-T1-2C-350/25-FM - 2905416

Please be informed that the data shown in this PDF Document is generated from our Online Catalog. Please find the complete data in the user's documentation. Our General Terms of Use for Downloads are valid (<http://phoenixcontact.com/download>)




Plug-in lightning arrester, in accordance with Type 1/Class I, for 2-phase power supply networks with combined PE and N installed in one conductor (L1, L2, PEN).

Why buy this product

- Spark gap has no line follow current
- Free of leakage current, suitable for use in the pre-meter area
- High continuous voltage of 350 V AC for 230/400 V AC networks with high voltage fluctuations
- Pluggable
- Low voltage protection level of 1.5 kV
- Optical, mechanical status indicator
- With floating remote indication contact
- Plugs can be checked with CHECKMASTER 2



Key Commercial Data

Packing unit	1 STK
GTIN	 4 046356 950077

Technical data

Dimensions

Height	95.2 mm
Width	71.2 mm
Depth	74.5 mm
Horizontal pitch	4 Div.

Ambient conditions

Degree of protection	IP20 (only when all terminal points are used)
Ambient temperature (operation)	-40 °C ... 80 °C
Ambient temperature (storage/transport)	-40 °C ... 80 °C

Lightning arrester type 1 - FLT-SEC-P-T1-2C-350/25-FM - 2905416

Technical data

Ambient conditions

Altitude	≤ 2000 m (amsl (above mean sea level))
Permissible humidity (operation)	5 % ... 95 %
Shock (operation)	30g (half sinus / 11 ms / 3x ±X, ±Y, ±Z)
Vibration (operation)	5g (5 - 500 Hz/2.5 h/X, Y, Z)

General

Standards/specifications	IEC 61643-11 2011
	EN 61643-11 2012
IEC test classification	I / II
	T1 / T2
	T1
	I
EN type	T1 / T2
	T1
IEC power supply system	TN-C
Number of ports	One
SPD design	Voltage-switching type
Mode of protection	L-PEN
Mounting type	DIN rail: 35 mm
Color	light grey RAL 7035
	traffic grey A RAL 7042
Housing material	PA 6.6-FR 20% GF
	PBT-FR
Degree of pollution	2
Flammability rating according to UL 94	V-0
Type	DIN rail module, two-section, divisible
Number of positions	2
Surge protection fault message	Optical, remote indicator contact

Protective circuit

Nominal voltage U_N	240/415 V AC (TN-C)
Nominal frequency f_N	50 Hz (60 Hz)
Maximum continuous voltage U_C	350 V AC
Rated load current I_L	125 A (< 55 °C)
Nominal discharge current I_n (8/20) μ s	25 kA
Maximum discharge current I_{max} (8/20) μ s	50 kA
Impulse discharge current (10/350)# μ s, charge	12.5 As
Impulse discharge current (10/350)# μ s, specific energy	160 kJ/ Ω
Impulse discharge current (10/350)# μ s, peak value I_{imp}	25 kA
Total discharge current I_{Total} (10/350) μ s	50 kA
Follow current interrupt rating I_{fi}	50 kA

Lightning arrester type 1 - FLT-SEC-P-T1-2C-350/25-FM - 2905416

Technical data

Protective circuit

Short-circuit current rating I_{SCCR}	50 kA
Voltage protection level U_p	≤ 1.5 kV
Residual voltage U_{res}	≤ 1.5 kV (at I_n)
Front of wave sparkover voltage at 6 kV (1.2/50) μ s	≤ 1.5 kV
TOV behavior at U_T	415 V AC (5 s / withstand mode)
	457 V AC (120 min / withstand mode)
Response time t_A	≤ 100 ns
Max. backup fuse with branch wiring	315 A (gG)
Max. backup fuse with V-type through wiring	125 A (gG)

Additional technical data

Follow current interrupt rating I_{fi}	100 kA (264 V AC)
Short-circuit current rating I_{SCCR}	100 kA (264 V AC)

Indicator/remote signaling

Connection name	Remote fault indicator contact
Switching function	PDT contact
Operating voltage	12 V AC ... 250 V AC
	125 V DC (200 mA DC)
Operating current	10 mA AC ... 1 A
	1 A (30 V DC)
Connection method	Plug-in/screw connection via COMBICON
Screw thread	M2
Tightening torque	0.25 Nm
Stripping length	7 mm
Conductor cross section flexible min.	0.14 mm ²
Conductor cross section flexible max.	1.5 mm ²
Conductor cross section solid min.	0.14 mm ²
Conductor cross section solid max.	1.5 mm ²
Conductor cross section AWG	28 ... 16

Connection data

Connection method	Screw terminal blocks
Conductor cross section flexible min.	2.5 mm ²
Conductor cross section flexible max.	25 mm ²
Conductor cross section solid min.	2.5 mm ²
Conductor cross section solid max.	35 mm ²
Conductor cross section AWG	13 ... 2
Screw thread	M5
Tightening torque	4.5 Nm
Stripping length	18 mm

UL specifications

Lightning arrester type 1 - FLT-SEC-P-T1-2C-350/25-FM - 2905416

Technical data

UL specifications

SPD Type	4CA
Maximum continuous operating voltage MCOV (L-L)	528 V AC
Maximum continuous operating voltage MCOV (L-G)	264 V AC
Nom. voltage	240/415 V AC
Mode of protection	L-L
	L-G
Power distribution system	3D
Nominal frequency	50/60 Hz
Measured limiting voltage MLV (L-L)	2450 V
Measured limiting voltage MLV (L-G)	1350 V
Nominal discharge current I _n (L-L)	20 kA
Nominal discharge current I _n (L-G)	20 kA
Follow current (L-G)	10 kA (264 V AC)

UL indicator/remote signaling

Operating voltage	125 V AC
Operating current	1 A
Tightening torque	4 lb _r -in.
Conductor cross section AWG	30 ... 14

UL connection data

Conductor cross section AWG	12 ... 2
Tightening torque	40 lb _r -in.

Classifications

eCl@ss

eCl@ss 5.1	27130801
eCl@ss 6.0	27130808
eCl@ss 8.0	27130802
eCl@ss 9.0	27130802

ETIM

ETIM 4.0	EC000381
ETIM 5.0	EC000381

Approvals

Approvals

Approvals

UL Recognized / KEMA-KEUR / cUL Recognized / CCA / IECCE CB Scheme / GL / EAC / cULus Recognized


Lightning arrester type 1 - FLT-SEC-P-T1-2C-350/25-FM - 2905416

Approvals


Ex Approvals

Approvals submitted


Approval details

UL Recognized 

KEMA-KEUR 


cUL Recognized 

CCA

IECEE CB Scheme 

GL

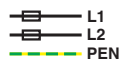
EAC

cULus Recognized 

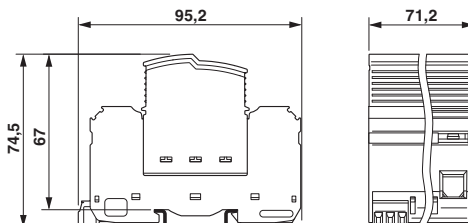
Drawings

Lightning arrester type 1 - FLT-SEC-P-T1-2C-350/25-FM - 2905416

Pictogram



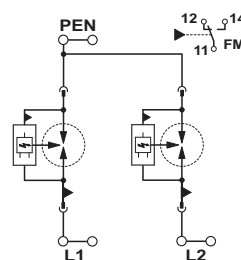
Dimensional drawing



Product drawing



Circuit diagram



Phoenix Contact 2016 © - all rights reserved
<http://www.phoenixcontact.com>

PHOENIX CONTACT GmbH & Co. KG
Flachmarktstr. 8
32825 Blomberg
Germany
Tel. +49 5235 300
Fax +49 5235 3 41200
<http://www.phoenixcontact.com>