

Extension module - PSR-SCP-120UC/URM/5X1/2X2 - 2981402

Please be informed that the data shown in this PDF Document is generated from our Online Catalog. Please find the complete data in the user's documentation. Our General Terms of Use for Downloads are valid (<http://phoenixcontact.com/download>)



Universal safety relay with forcibly guided contacts, 5 N/O contacts, 2 N/C contacts, single-channel, plug-in terminal blocks with screw connection, width: 22.5 mm

Why buy this product

- Like all PSR safety relays, equipped with forcibly guided contacts according to EN 50205
- Single-channel control



Key Commercial Data

Packing unit	1 STK
GTIN	 4 017918 944179

Technical data

Note

Utilization restriction	EMC: class A product, see manufacturer's declaration in the download area
-------------------------	---

Dimensions

Width	22.5 mm
Height	99 mm
Depth	114.5 mm

Ambient conditions

Ambient temperature (operation)	-20 °C ... 55 °C
Ambient temperature (storage/transport)	-40 °C ... 70 °C
Max. permissible relative humidity (operation)	75 % (on average, 85% infrequently, non-condensing)
Max. permissible humidity (storage/transport)	75 % (on average, 85% infrequently, non-condensing)
Maximum altitude	≤ 2000 m (Above sea level)

Input data

Nominal input voltage U_N	120 V AC/DC
Input voltage range in reference to U_N	0.8 ... 1.1

Extension module - PSR-SCP-120UC/URM/5X1/2X2 - 2981402

Technical data

Input data

Typical input current at U_N	11 mA
Typical response time	20 ms
Typical release time	20 ms
Status display	Green LED

Output data

Contact type	5 N/O contacts
	2 N/C contacts
Contact material	AgSnO ₂ , + 0.2 μm Au
Minimum switching voltage	15 V AC/DC
Maximum switching voltage	250 V AC/DC
Limiting continuous current	6 A
Inrush current, minimum	25 mA
Maximum inrush current	6 A
Sq. Total current	$72 \text{ A}^2 (I_{TH}^2 = I_1^2 + I_2^2 + \dots + I_5^2)$
Interrupting rating (ohmic load) max.	144 W (24 V DC, τ = 0 ms)
	288 W (48 V DC, τ = 0 ms)
	110 W (110 V DC, τ = 0 ms)
	88 W (220 V DC, τ = 0 ms)
	1500 VA (250 V AC, τ = 0 ms)
Maximum interrupting rating (inductive load)	42 W (24 V DC, τ = 40 ms)
	42 W (48 V DC, τ = 40 ms)
	42 W (110 V DC, τ = 40 ms)
	42 W (220 V DC, τ = 40 ms)
Switching capacity min.	0.4 W
Output fuse	6 A fast blow
	C6 (24 V AC/DC) automatic device

General

Relay type	Electromechanical relay with forcibly guided contacts in accordance with EN 50205
Mechanical service life	Approx. 10^7 cycles
Net weight	180.6 g
Mounting type	DIN rail mounting
Degree of protection	IP54
	IP20
Min. degree of protection of inst. location	IP54
Mounting position	any
Control	single-channel

Connection data

Connection method	Screw connection
-------------------	------------------

Extension module - PSR-SCP-120UC/URM/5X1/2X2 - 2981402

Technical data

Connection data

pluggable	Yes
Conductor cross section solid min.	0.2 mm ²
Conductor cross section solid max.	2.5 mm ²
Conductor cross section flexible min.	0.2 mm ²
Conductor cross section flexible max.	2.5 mm ²
Conductor cross section AWG min.	24
Conductor cross section AWG max.	12
Stripping length	7 mm
Screw thread	M3

Safety-related characteristic data

Stop category	0
---------------	---

Standards and Regulations

Designation	Air clearances and creepage distances between the power circuits
Standards/regulations	DIN EN 50178/VDE 0160
	EN 50205
Rated insulation voltage	250 V
Rated surge voltage/insulation	4 kV / basic isolation (safe isolation, increased isolation and 6 kV between A1/A2, 13/14, 23/24, 33/34 and 43/44, 53/54, 61/62, 71/72.)
Degree of pollution	2
Overvoltage category	III

Classifications

eCl@ss

eCl@ss 4.0	27371102
eCl@ss 4.1	27371102
eCl@ss 5.0	27371901
eCl@ss 5.1	27371901
eCl@ss 6.0	27371819
eCl@ss 7.0	27371819
eCl@ss 8.0	27371601

ETIM

ETIM 2.0	EC001449
ETIM 3.0	EC001449
ETIM 4.0	EC001449
ETIM 5.0	EC001437

UNSPSC

UNSPSC 6.01	30211901
UNSPSC 7.0901	39121501

Extension module - PSR-SCP-120UC/URM/5X1/2X2 - 2981402

Classifications

UNSPSC

UNSPSC 11	39121501
UNSPSC 12.01	39121501
UNSPSC 13.2	39121501

Approvals

Approvals


Approvals

UL Listed / cUL Listed / EAC / cULus Listed

Ex Approvals

Approvals submitted

Approval details

UL Listed 

cUL Listed 

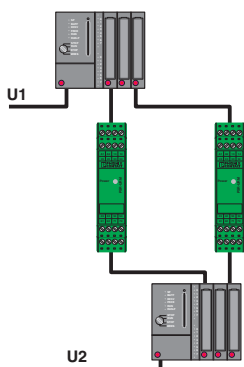
EAC

cULus Listed 

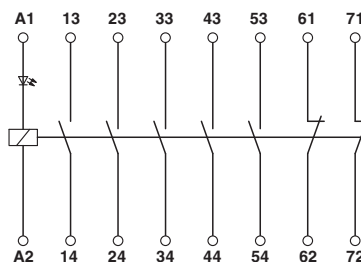
Drawings

Extension module - PSR-SCP-120UC/URM/5X1/2X2 - 2981402

Application drawing



Circuit diagram



Reliable signal exchange between two systems with confirmation function.

Phoenix Contact 2016 © - all rights reserved
<http://www.phoenixcontact.com>

PHOENIX CONTACT GmbH & Co. KG
Flachsmarktstr. 8
32825 Blomberg
Germany
Tel. +49 5235 300
Fax +49 5235 3 41200
<http://www.phoenixcontact.com>