

Spring cage ground terminal block - ST 2,5-PE/3L/1P - 3041969

Please be informed that the data shown in this PDF Document is generated from our Online Catalog. Please find the complete data in the user's documentation. Our General Terms of Use for Downloads are valid (<http://phoenixcontact.com/download>)



Spring cage ground terminal block, Cross section: 0.08 mm² - 4 mm², AWG: 28 - 12, Connection type: Spring-cage/plug-in connection, Width: 5.2 mm, Color: gray, Mounting type: NS 35/7,5, NS 35/15

Why buy this product

- Can be labeled at each terminal point
- Design width of just 5.2 mm
- Four feed-through levels

Key Commercial Data

Packing unit	50 STK
GTIN	 4 046356 055246

Technical data

General

Number of levels	4
Number of connections	5
Nominal cross section	2.5 mm ²
Color	gray
Insulating material	PA
Flammability rating according to UL 94	V0
Rated surge voltage	4 kV
Degree of pollution	3
Overvoltage category	III
Insulating material group	I
Connection in acc. with standard	IEC 61984
Nominal current I _N	10 A
Maximum load current	10 A (with a 2.5 mm ² conductor cross section)
Nominal voltage U _N	250 V
Open side panel	Yes

Dimensions

Width	5.2 mm
-------	--------

Spring cage ground terminal block - ST 2,5-PE/3L/1P - 3041969

Technical data

Dimensions

Length	101 mm
Height NS 35/7,5	59 mm
Height NS 35/15	66.5 mm

Connection data

Note	Please observe the current carrying capacity of the DIN rails.
Connection method	Spring-cage/plug-in connection
Conductor cross section solid min.	0.08 mm ²
Conductor cross section solid max.	4 mm ²
Conductor cross section flexible min.	0.08 mm ²
Conductor cross section flexible max.	2.5 mm ²
Conductor cross section AWG min.	28
Conductor cross section AWG max.	12
Conductor cross section flexible, with ferrule without plastic sleeve min.	0.14 mm ²
Conductor cross section flexible, with ferrule without plastic sleeve max.	2.5 mm ²
Conductor cross section flexible, with ferrule with plastic sleeve min.	0.14 mm ²
Conductor cross section flexible, with ferrule with plastic sleeve max.	2.5 mm ²
2 conductors with same cross section, stranded, TWIN ferrules with plastic sleeve, max.	0.5 mm ²
Minimum stripping length	8 mm
Maximum stripping length	10 mm
Internal cylindrical gage	A3

Standards and Regulations

Connection in acc. with standard	CSA
	IEC 61984
Flammability rating according to UL 94	V0

Classifications

eCl@ss

eCl@ss 4.0	27141117
eCl@ss 4.1	27141117
eCl@ss 5.0	27141120
eCl@ss 5.1	27141120
eCl@ss 6.0	27141120
eCl@ss 7.0	27141120
eCl@ss 8.0	27141141
eCl@ss 9.0	27141141

ETIM

ETIM 2.0	EC000897
----------	----------

Spring cage ground terminal block - ST 2,5-PE/3L/1P - 3041969

Classifications

ETIM

ETIM 3.0	EC000897
ETIM 4.0	EC000897
ETIM 5.0	EC000897

UNSPSC

UNSPSC 6.01	30211811
UNSPSC 7.0901	39121410
UNSPSC 11	39121410
UNSPSC 12.01	39121410
UNSPSC 13.2	39121410

Approvals

Approvals


Approvals


CSA / UL Recognized / cUL Recognized / EAC / cULus Recognized

Ex Approvals

Approvals submitted

Approval details

CSA 	
	B
mm ² /AWG/kcmil	28-12
Nominal current I _N	10 A
Nominal voltage U _N	300 V

UL Recognized 		
	B	D
mm ² /AWG/kcmil	28-12	28-12
Nominal current I _N	10 A	10 A
Nominal voltage U _N	300 V	300 V

Spring cage ground terminal block - ST 2,5-PE/3L/1P - 3041969

Approvals

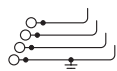
cUL Recognized		
	B	D
mm ² /AWG/kcmil	28-12	28-12
Nominal current I _N	10 A	10 A
Nominal voltage U _N	300 V	300 V

EAC

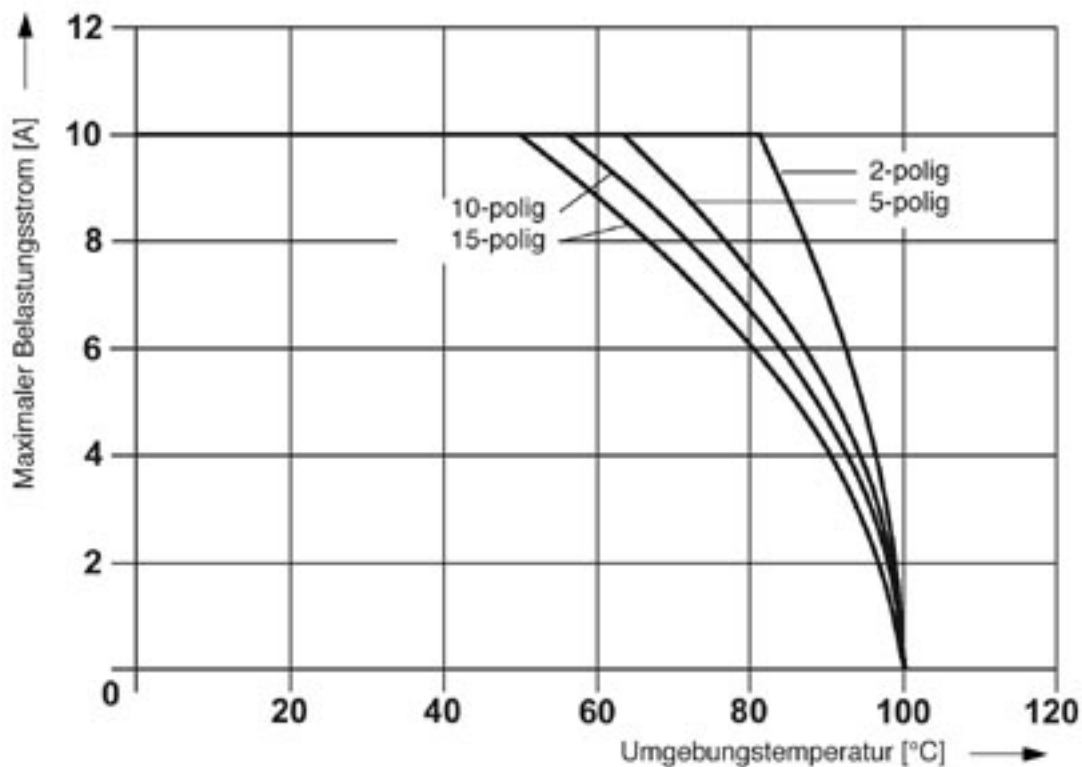
cULus Recognized

Drawings

Circuit diagram



Diagram



Phoenix Contact 2016 © - all rights reserved
<http://www.phoenixcontact.com>

PHOENIX CONTACT GmbH & Co. KG
Flachmarktstr. 8
32825 Blomberg
Germany
Tel. +49 5235 300
Fax +49 5235 3 41200
<http://www.phoenixcontact.com>