

Extension module - PLC-ASC-UI-OUT - 2906920


Please be informed that the data shown in this PDF Document is generated from our Online Catalog. Please find the complete data in the user's documentation. Our General Terms of Use for Downloads are valid (<http://phoenixcontact.com/download>)



Analog output module for PLC logic modules (Generation 2 only), single-channel, signal type (4 ... 20 mA, 0 ... 20 mA, 0 ... 10 V, 2 ... 10 V) can be configured via DIP switch, screw connection



Key Commercial Data

Packing unit	1 STK
GTIN	 4 055626 155517
GTIN	4055626155517
Weight per Piece (excluding packing)	80.000 g
Custom tariff number	85389099
Country of origin	Germany

Technical data

Dimensions

Width	6.2 mm
Height	80 mm
Depth	86 mm

Ambient conditions

Ambient temperature (operation)	-20 °C ... 50 °C
Ambient temperature (storage/transport)	-20 °C ... 70 °C

Supply

Rated control circuit supply voltage U_s	24 V DC
Rated control supply voltage range with reference to U_s	0.8 ... 1.1
Rated control supply current I_s	≤ 28 mA

Extension module - PLC-ASC-UI-OUT - 2906920

Technical data

Supply

Type of protection	Reverse polarity protection
	Surge protection
Operating voltage display	Green LED
Indication	Red LED

Input data

Input name	Digital input
------------	---------------

Output data

Output name	Analog voltage output
Voltage output signal	0 V ... 10 V
	2 V ... 10 V
Maximum output voltage	12.3 V
Ripple	< 20 mV _{PP}
Load/output load voltage output	10 kΩ
Surge voltage protection	> 33 V
Maximum transmission error	1 %
Output name	Analog output for current
Current output signal	0 mA ... 20 mA
	4 mA ... 20 mA
Maximum output current	24.6 mA
Load/output load current output	500 Ω (20 mA)
Surge voltage protection	> 33 V
Maximum transmission error	1 %

General

Operating mode	100% operating factor
Degree of protection	IP20
Mounting position	any
Assembly instructions	In rows with zero spacing

Connection data

Connection method	Screw connection
Stripping length	8 mm
Screw thread	M3
Conductor cross section solid	0.14 mm ² ... 2.5 mm ²
Conductor cross section flexible	0.14 mm ² ... 2.5 mm ²
Conductor cross section AWG	26 ... 14
Number of connections	4

Extension module - PLC-ASC-UI-OUT - 2906920

Technical data

Standards and Regulations

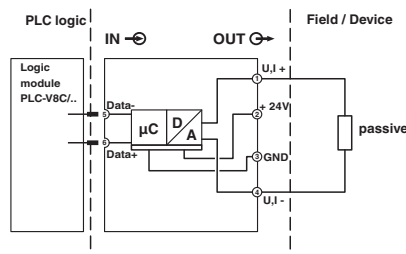
Designation	Air clearances and creepage distances
Standards/regulations	DIN EN 50178
Rated insulation voltage	50 V
Rated surge voltage	0.5 kV
Insulation	Basic insulation
Degree of pollution	2
Overvoltage category	III
Conformance	CE-compliant
UL, USA/Canada	UL 508 Listed

Environmental Product Compliance

REACH SVHC	Lead 7439-92-1
China RoHS	Environmentally Friendly Use Period = 50
	For details about hazardous substances go to tab "Downloads", Category "Manufacturer's declaration"

Drawings

Block diagram



Classifications

eCl@ss

eCl@ss 5.0	27242201
eCl@ss 7.0	27242201
eCl@ss 8.0	27242201
eCl@ss 9.0	27242201

ETIM

ETIM 4.0	EC001420
ETIM 5.0	EC001420
ETIM 6.0	EC001420

Extension module - PLC-ASC-UI-OUT - 2906920

Approvals


Approvals


Approvals


UL Listed / cUL Listed / EAC / cULus Listed


Ex Approvals

Approval details

UL Listed		http://database.ul.com/cgi-bin/XYV/template/LISEXT/1FRAME/index.htm	FILE E 238705
-----------	---	---	---------------

cUL Listed		http://database.ul.com/cgi-bin/XYV/template/LISEXT/1FRAME/index.htm	FILE E 238705
------------	--	---	---------------

EAC			RU C- DE.A*30.B.01082
-----	---	--	--------------------------

cULus Listed			
--------------	---	--	--
