

## Data sheet

### E-DAT modul REG 1 port IP20 light gray

Page 1/7

P/N

1309426003-E

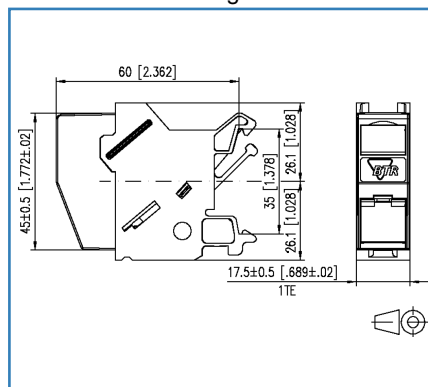
EAN 4250184106586

2017-07-03

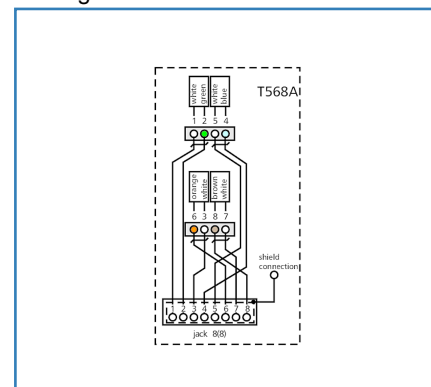
## Illustrations



Dimensional drawing



Wiring



See enlarged drawings at the end of document

## Product specification

- termination unit for mounting on TH35 rails to DIN EN 60715 in electrical distribution panels for home and industrial installations
- equipped with individual E-DAT modul RJ45 module
- cable feed 45° from the top, plug direction 45° downwards
- compliance with class EA to ISO/IEC 11801 Ed.2.2:2011-06, DIN EN 50173-1:2011-09
- tested: Link up to 500 MHz
- suitable for 10 GBit Ethernet (IEEE 802.3an), Remote Powering (PoE, PoE plus and UPoE) and HDBaseT
- easy to install connection of 2 to 4 pair data lines
- AWG 26/1 - 22/1 and stranded wires with 7 copper conductors AWG 26/7 to BTR 8-fold insulation displacement connectors (IDC)
- marking of conductor assignment to T568A or T568B
- easy and fast insertion of wire pairs in E-DAT modul stuffer cap
- width of 1HP allows mounting up to 12 REG in standard electrical distribution panels
- when mounted as a device of protection class I, the equipotential bonding is realized directly over the top hat rail by means of an integrated equipotential plate. This has to be connected to the equipotential bonding of the building by means of a bonding terminal
- a cover protects the module against direct contact. If mounted in distributor panels with protective insulation, protection class II is guaranteed. In this case, it is necessary to remove the equipotential bonding spring.
- integrated dust protection cover (also colored)



### Technical Data

#### General Data

Fields of application	
Design	Wall outlet
Mounting style	Standard rail TH35
Shielding	shielded
Transmission technology	Copper
Color	light gray
Dimensions	
Dimension (L x W x H)	60.00 x 17.50 x 52.20 mm
Dimension (L x W x H)	2.362 x 0.689 x 2.055 in.
Horizontal pitch	1HP
Labeling option	label window with identification label
Marking option	by dust protection

#### Transmission characteristics

Category (ISO)	6
Class (ISO/IEC)	E <sub>A</sub>
Category (TIA)	6
Remote Powering	yes
PoE	IEEE 802.3af
PoE plus	IEEE 802.3at
UPoE	yes
HDBaseT	yes
Transmission rate up to 10 GBit	IEEE 802.3an

#### Connections/interfaces

Connector technology interface 1	IDC-connection
Connector technology interface 2	RJ45-jack
Number of ports interface 2	1
Number of ports interface 2 equipped	1
Number of positions/contacts interface 1	8
Number of positions/contacts interface 2	8P/8C



### Technical Data

#### Connections/interfaces

Termination data, solid wire (min. - max.)

Conductor cross section, solid wire	AWG 26/1 - 22/1
Conductor cross section, solid wire	0.128 - 0.324 mm <sup>2</sup>
Conductor diameter, solid wire (bare copper)	0.409 - 0.643 mm
Conductor diameter, solid wire (bare copper)	0.016 - 0.025 in.

Termination data, stranded wire (min. - max.)

Conductor cross section, stranded wire	AWG 26/7
Conductor cross section, stranded wire	0.141 mm <sup>2</sup>
Conductor diameter, stranded wire (bare copper)	0.483 mm
Conductor diameter, stranded wire (bare copper)	0.019 in.

Module plug-in direction	45° downwards
Cable access/outlet	45° from the top

#### Electrical characteristics

Current carrying capacity	max. 1 A
Contact resistance	max. 20 mOhm
Insulation resistance	min. 500 MOhm
Dielectric strength conductor-conductor (secondary)	min. 1000 V DC

#### Mechanical characteristics

Insertion and withdrawal force	max. 30 N
Position/mounting of latch - standard installation position	top

#### Materials and material properties

Material - Housing	GD-Zn (zinc die-cast)
Material - Cover part(s)	Frianyl
Material - Lower housing	Frianyl
Material - Label window	ABS, transparent
Material - Dust protection	ABS
Material - Contact	CuSn (tin bronze)
Material - Contact finish	Ni + Au (nickel-gold)
Material - Contact carriers	PA 6.6
Material - Finish	Ni (nickel)
Material - Ground connection	CuSn4



### Technical Data

#### Environmental conditions

Temperature (min. - max.)	
Temperature - Storage °C	-40 - 70 °C
Temperature - Storage °F	-40 - 158 °F
Temperature - Operating °C	-40 - 70 °C
Temperature - Operating °F	-40 - 158 °F
Particulate ingress	IP2X
Liquid ingress/immersion	IPX0
Rapid change of temperature	-40°C / -40°F - +70°C / 158°F / 25 cycles t=30 min
Electromagnetic measurement	E <sub>2</sub>

#### Certifications

RoHS	compliant
UL listed (file no.)	DUXR.E178484

#### The product meets the following standards

Generic cabling systems	
General requirements	ISO/IEC 11801 Ed.2.2: 2011-06   DIN EN 50173-1: 2011-09 TIA/EIA 568-C.2
Connectors for electronic equipment	
Free and fixed connectors	DIN EN 60603-7-51:2011-01
Connectors for electronic equipment - Tests and measurements	
Test schedule for connectors	DIN-EN 60512-99-001: 02-2013, Pg. UEL1
Endurance tests	IEC 60512-9-3: 03-2009
Interference proof	
Immunity for industrial environments	DIN EN 61000-6-2:2006-03
Climate tests	IEC 60512-11

#### Classifications

ETIM 5.0	EC001024
ETIM 6.0	EC001024



## Technical Data

### Packing details

Type of packaging	10 pc(s) / box
Packaging unit - Weight (gram)	634.00 g
Packaging unit - Weight (pound)	1.40 lb
Packaging dimension (W x H x D)	235.00 x 165.00 x 135.00 mm
Packaging dimension (W x H x D)	9.252 x 6.496 x 5.315 in.



Data sheet

## E-DAT modul REG 1 port IP20 light gray

Page 6/7

P/N

1309426003-E

EAN 4250184106586

2017-07-03

### Accessories

P/N	Designation
899011-01	Label sheet for Modul patch panels / REG



# P | Cabling

Data sheet

## E-DAT modul REG 1 port IP20 light gray

Page 7/7

P/N

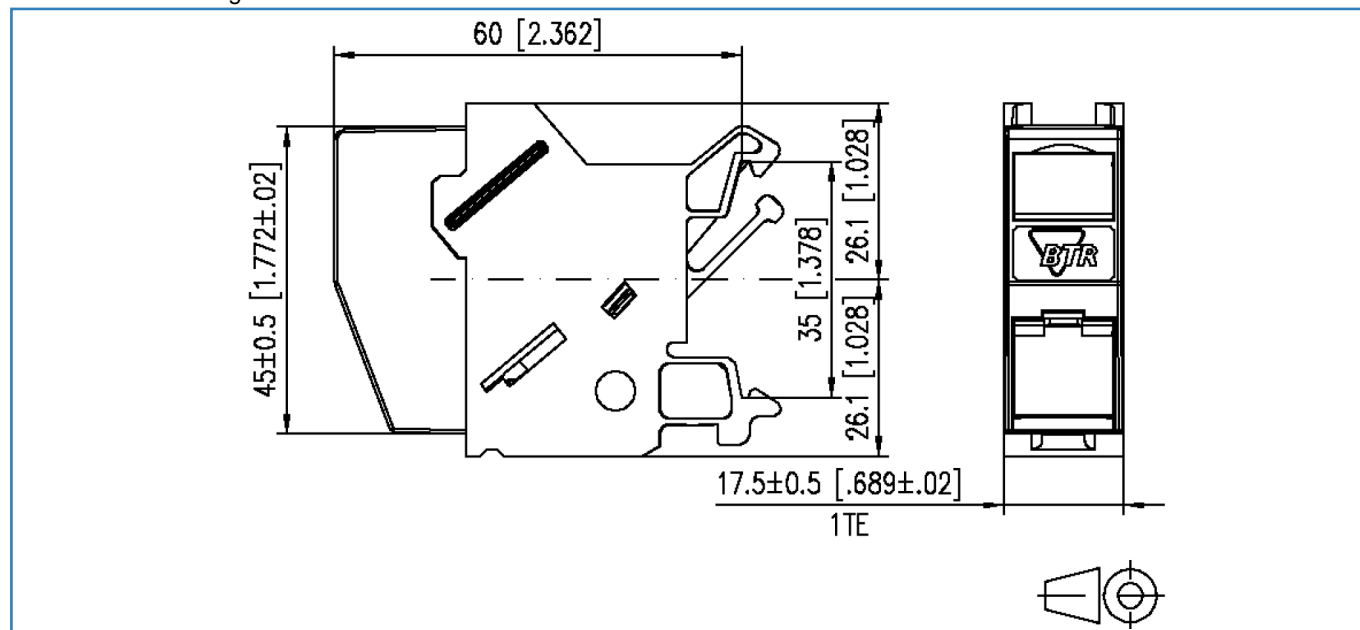
1309426003-E

EAN 4250184106586

2017-07-03

### Illustrations

Dimensional drawing



Wiring

