

Product data sheet

Specifications



single phase relay, Harmony Solid State Modular Relays, 12A, DIN rail mount, zero voltage switching, input 4 to 32V DC, output 24 to 280V AC

SSM1A112BD

Product availability: Stock - Normally stocked in distribution facility

Main

Range of Product	Harmony Solid State Relays
Device short name	SSM
Product or Component Type	Modular DIN rail relay
Number of channels	1
Number of phases	1 phase
Output switching mode	Zero voltage switching

Complementary

Product configuration type	Relay configuration
Mounting Support	Symmetrical DIN rail
Line Rated Current	12 A
Output voltage	24...280 V AC
[Uc] control circuit voltage	4...32 V DC
Tightening torque	0.5...0.8 N.m for input 0.5...0.8 N.m for output
Connections - terminals	Screw terminals 1 x 0.3...1 x 1.5 mm ² , AWG 22...AWG 16) input Screw terminals 1 x 0.3...1 x 2.5 mm ² , AWG 22...AWG 14) output
maximum capacitance	10 pF for input/output
Insulation resistance	1000 MOhm at 500 V DC
Local signalling	LED (green) for input status
Minimum switching voltage	4 V DC turn-on
Maximum switching voltage	1 V DC turn-off
input current	9...11 mA
Solid state output type	Zero voltage switching SCR output
Load current	0.15...12 A
transient overvoltage	600 V
Surge current	715 A 16.6 ms 750 A 20 ms
Maximum voltage drop	<1.3 V on-state
Maximum Horse Power Rating	0.33 hp 104 °F (40 °C) 240 V AC

Price is "List Price" and may be subject to a trade discount – check with your local distributor or retailer for actual price.

Maximum I²t for fusing	2560 A ² .s for 10 ms at 50 Hz 2330 A ² .s for 8.33 ms at 60 Hz
Maximum leakage current	0.1 mA off-state
DV/dt	500 V/μs off-state at maximum voltage
Response time	0.5 cycle (turn-on) 0.5 cycle (turn-off)
power factor	0.5 (with maximum load)
Overvoltage category	III
Width	0.7 in (18 mm)
Height	3.6 in (90.3 mm)
test button	Without test button
Depth	3.3 in (83.7 mm)
Net Weight	0.20 lb(US) (0.09 kg)

Environment

Flame retardance	V0 conforming to UL 94
Dielectric strength	4 kV AC for input/output 4 kV AC for input or output to case
pollution degree	2
Standards	IEC 60950-1 IEC 61000 IEC 62314
Product Certifications	UL CSA
Marking	CE
IP degree of protection	IP20
Ambient Air Temperature for Operation	-22...176 °F (-30...80 °C)
Ambient Air Temperature for Storage	-22...212 °F (-30...100 °C)

Ordering and shipping details

Category	US10CP222375
Discount Schedule	0CP2
GTIN	3606480579486
Returnability	Yes
Country of origin	MX

Packing Units

Unit Type of Package 1	PCE
Number of Units in Package 1	1
Package 1 Height	0.98 in (2.500 cm)
Package 1 Width	3.54 in (9.000 cm)
Package 1 Length	3.74 in (9.500 cm)
Package 1 Weight	3.175 oz (90.000 g)
Unit Type of Package 2	S02

Number of Units in Package 2	72
Package 2 Height	5.91 in (15.000 cm)
Package 2 Width	11.81 in (30.000 cm)
Package 2 Length	15.75 in (40.000 cm)
Package 2 Weight	15.408 lb(US) (6.989 kg)

Environmental Data

Schneider Electric aims to achieve Net Zero status by 2050 through supply chain partnerships, lower impact materials, and circularity via our ongoing “Use Better, Use Longer, Use Again” campaign to extend product lifetimes and recyclability.

[Environmental Data explained >](#)

[How we assess product sustainability >](#)

Environmental footprint

Carbon footprint (kg CO2 eq, Total Life cycle) 137

Environmental Disclosure [Product Environmental Profile](#)

Use Better

Materials and Substances

Packaging made with recycled cardboard Yes

Packaging without single use plastic Yes

[EU RoHS Directive](#) Pro-active compliance (Product out of EU RoHS legal scope)

SCIP Number 134201bc-d293-4667-9cca-10a7f11729e0

REACH Regulation [REACH Declaration](#)

California proposition 65 **WARNING:** This product can expose you to chemicals including: Lead and lead compounds, which is known to the State of California to cause cancer and birth defects or other reproductive harm. For more information go to www.P65Warnings.ca.gov

Use Again

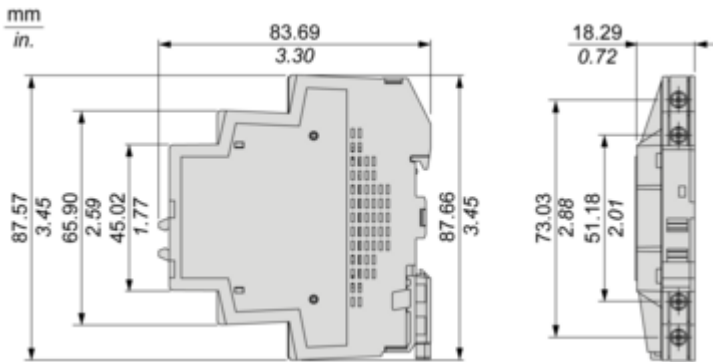
Repack and remanufacture

Circularity Profile [End of Life Information](#)

Take-back No

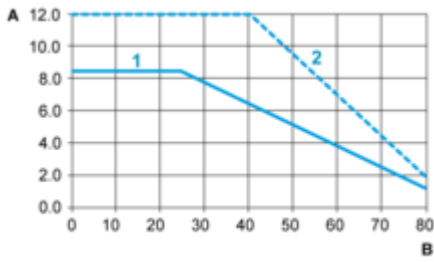
Dimensions Drawings

Dimensions



Performance Curves

Derating Curves



A : Load Current (Amperes)

B : Ambient Temperature (°C)

1 : Multiple units, no minimum spacing between components

2 : Installed single unit, distance to adjacent components more than 18 mm

Technical Illustration

Dimensions

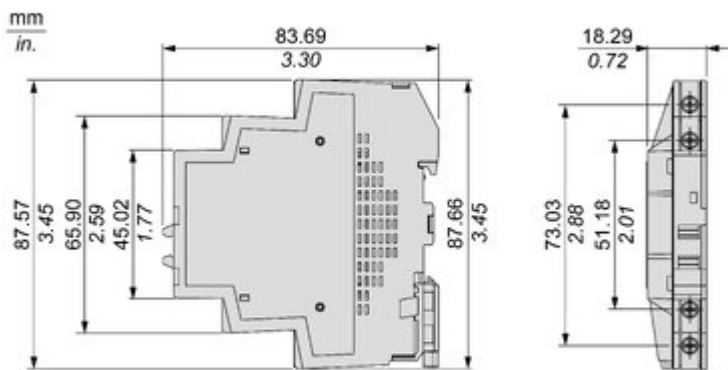



Image of product / Alternate images

Alternative








Image of product in real life situation

