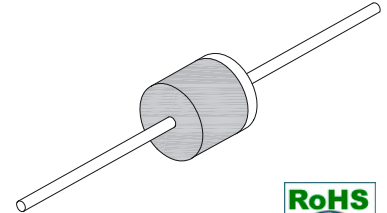


## 8.0A Standard Rectifier

### Features

- Low Forward Voltage Drop; Low Reverse Leakage
- High Current Capability
- High Surge Current Capability
- High Reliability
- High Temperature Soldering Guaranteed 260°C/10 seconds  
.375" (9.5mm) lead length, 5lbs (2.3kg) tension
- RoHS compliant



T6L



### Mechanical Data

<b>Case:</b>	Molded Plastic
<b>Epoxy:</b>	Meets UL 94V-0 flammability rating
<b>Terminals:</b>	Axial leads, solderable per MIL-STD-202, Method 208
<b>Polarity:</b>	Cathode indicated by color band
<b>Weight:</b>	0.07 ounce, 2.0 grams

### Maximum Ratings ( $T_{Ambient}=25^{\circ}C$ unless noted otherwise)

Symbol	Description	T8A05L	T8A10L	T8A20L	T8A40L	T8A60L	T8A80L	T8A100L	Unit
<b>VRRM</b>	Maximum Repetitive Peak Reverse Voltage	50	100	200	400	600	800	1000	V
<b>VRMS</b>	Maximum RMS Voltage	35	70	140	280	420	560	700	V
<b>VDC</b>	Maximum DC Blocking Voltage	50	100	200	400	600	800	1000	V
<b>IO(AV)</b>	Maximum Average Forward Rectified Current @Ta=60° C	8.0							A
<b>IFSM</b>	Peak Forward Surge Current (Note1)	400							A
<b>TJ</b>	Operating Junction Temperature Range	-65 to +150							°C
<b>TSTG</b>	Storage Temperature Range	-65 to +150							°C

# 8.0A Standard Rectifier

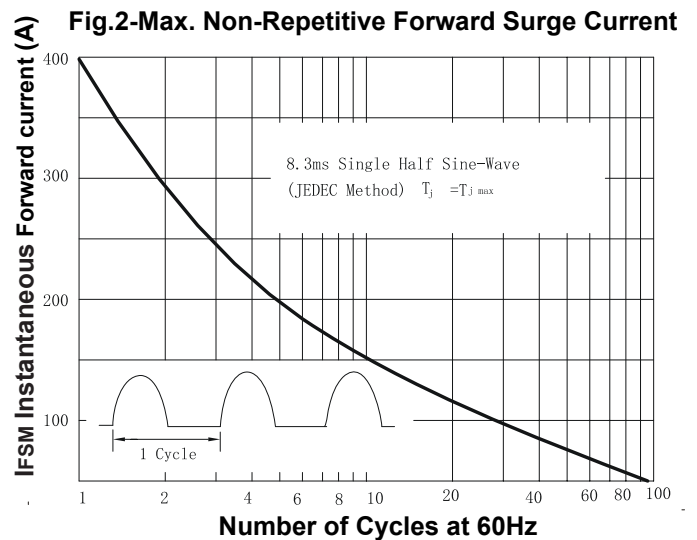
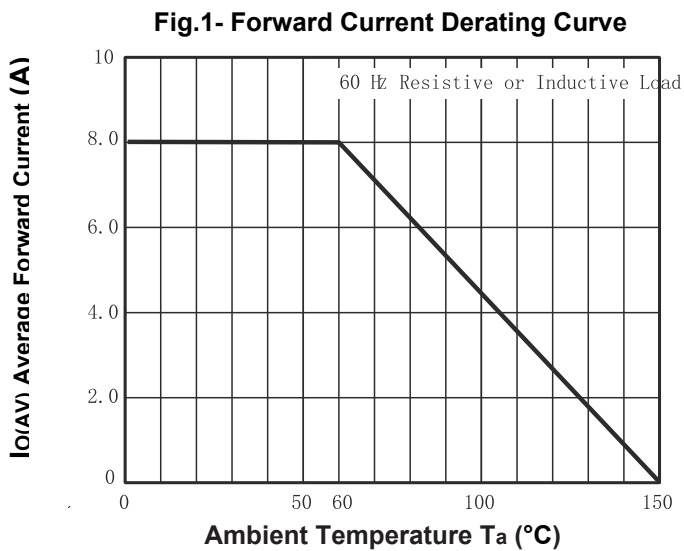
## T8A05L - T8A100L

### Electrical Characteristics ( $T_{Ambient}=25^{\circ}C$ unless noted otherwise)

Symbol	Description	T8A05L	T8A10L	T8A20L	T8A40L	T8A60L	T8A80L	T8A100L	Unit
$V_F$	Maximum Forward Voltage @ $I_F=8.0A$	1.00							V
$I_R$	Maximum DC Reverse Current at Rated DC Blocking Voltage	$T_A=25^{\circ}C$			5.0				$\mu A$
		$T_A=100^{\circ}C$			50				
$C_J$	Typical Junction Capacitance (Note2)	100							pf
$R_{\theta-JA}$	Maximum Thermal Resistance (Note3)	10							$^{\circ}C/W$

- Note:**
- 8.3ms single half sine-wave superimposed on rated load (JEDEC method)
  - Measured at 1MHz and applied reverse voltage of 4.0Volts D.C.
  - Thermal resistance from junction to ambient at .375" (9.5mm) lead length.

### Typical Characteristics Curves



# 8.0A Standard Rectifier

## T8A05L - T8A100L

Fig.3-Typical Instantaneous Forward Characteristics

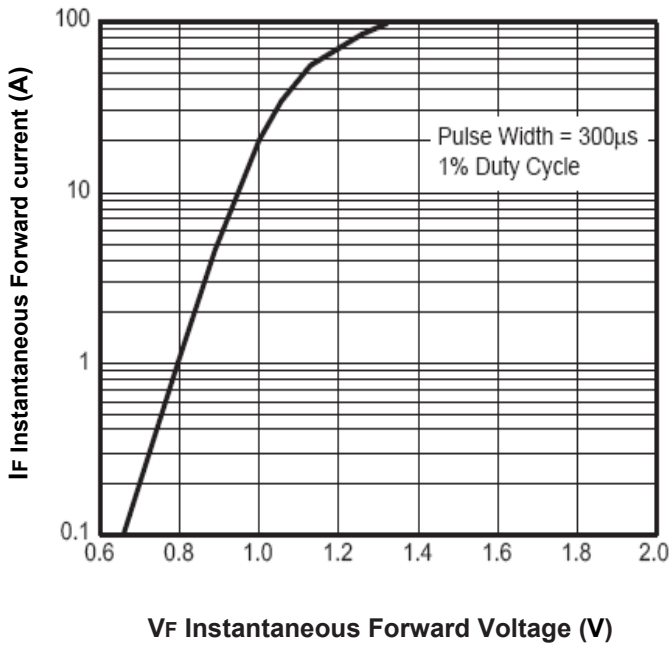


Fig.4- Typical Reverse Characteristics

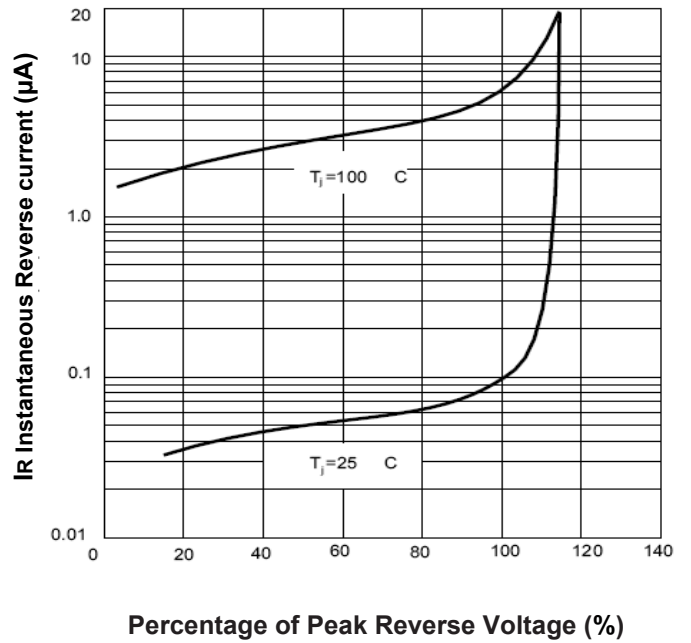
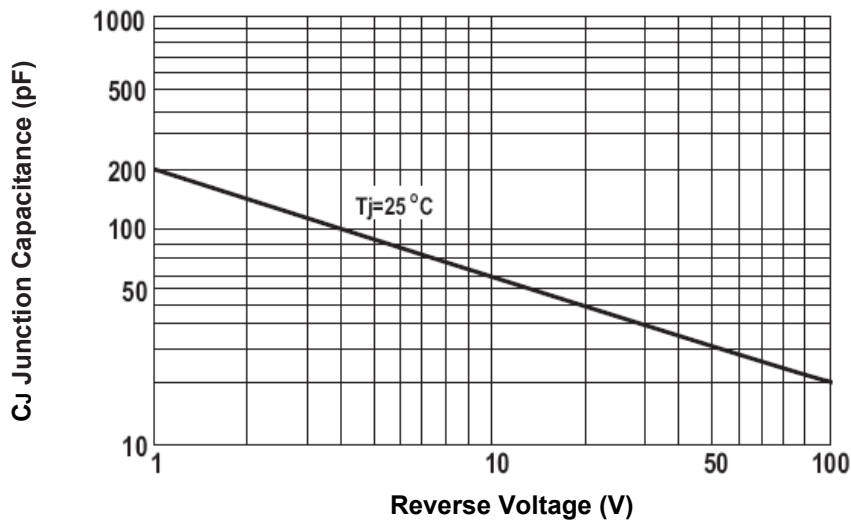


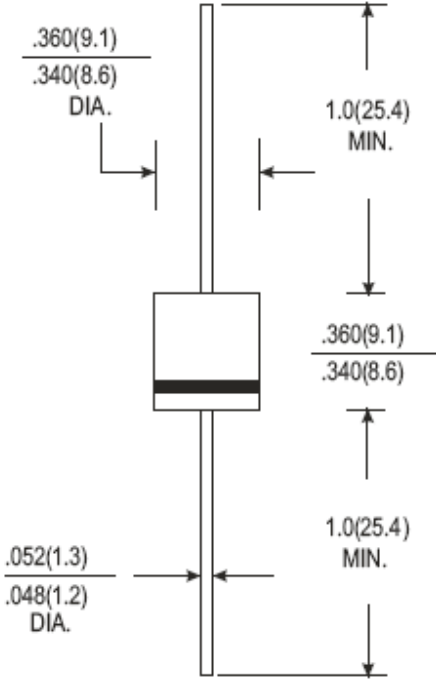
Fig.5-Typical junction capacitance



# 8.0A Standard Rectifier

## T8A05L - T8A100L

Dimensions in inches (mm)



T6L

Marking Information:



## 8.0A Standard Rectifier

---

### T8A05L - T8A100L

#### How to contact us

**USA HEADQUARTERS**

28040 WEST HARRISON PARKWAY, VALENCIA, CA 91355-4162

Tel: (800)-TAITRON (800)-824-8766 (661)-257-6060

Fax: (800)-TAITFAX (800)-824-8329 (661)-257-6415

Email: [taitron@taitroncomponents.com](mailto:taitron@taitroncomponents.com)

Http://[www.taitroncomponents.com](http://www.taitroncomponents.com)

**TAITRON COMPONENTS INCORPORATED TAIWAN BRANCH**

6F., NO.190, SEC. 2, ZHONGXING RD., XINDIAN DIST., NEW TAIPEI CITY 23146, TAIWAN R.O.C.

Tel: 886-2-2913-6238

Fax: 886-2-2913-6239

**TAITRON COMPONENT TECHNOLOG SHANGHAI CORPORATION**

SUITE 1503, METROBANK PLAZA, 1160 WEST YAN'AN ROAD, SHANGHAI, 200052, CHINA

Tel: +86-21-5424-9942

Fax: +86-21-2302-5027