

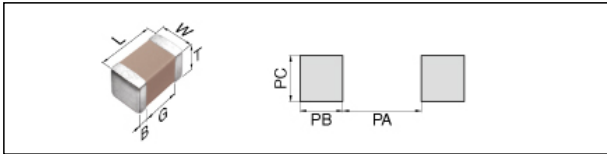


**C1608X7R1E334K080AC** (TDK item description : C1608X7R1E334KT\*\*\*\*)

Applications	 Commercial Grade
	 Please refer to Part No. CGA3E3X7R1E334K080AB for automotive use.
Feature	<b>General</b> General (Up to 50V)
Series	C1608 [EIA CC0603]



Size	
Length(L)	1.60mm +/-0.10mm
Width(W)	0.80mm +/-0.10mm
Thickness(T)	0.80mm +/-0.10mm
Terminal Width(B)	0.20mm Min.
Terminal Spacing(G)	0.30mm Min.
Recommended Land Pattern(PA)	0.70 to 1.00mm (Flow Soldering)   0.60 to 0.80mm (Reflow Soldering)
Recommended Land Pattern(PB)	0.80 to 1.00mm (Flow Soldering)   0.60 to 0.80mm (Reflow Soldering)
Recommended Land Pattern(PC)	0.60 to 0.80mm (Flow Soldering)   0.60 to 0.80mm (Reflow Soldering)
Recommended Slit Pattern(SD)	

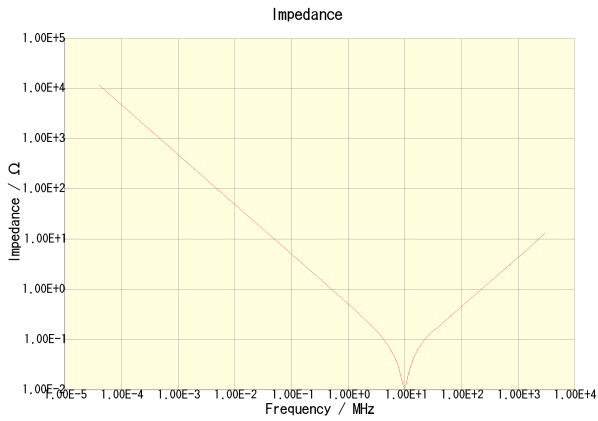
Electrical Characteristics	
Capacitance	330nF +/-10%
Rated Voltage	25Vdc
Temperature Characteristic	X7R(+/-15%)
Dissipation Factor	5% Max.
Insulation Resistance	303MΩ Min.

Other	
Soldering Method	Reflow, Flow
AEC Q200	No
Packing	Punched (Paper)Taping [180mm Reel]
Package Quantity	4000Pcs Min.

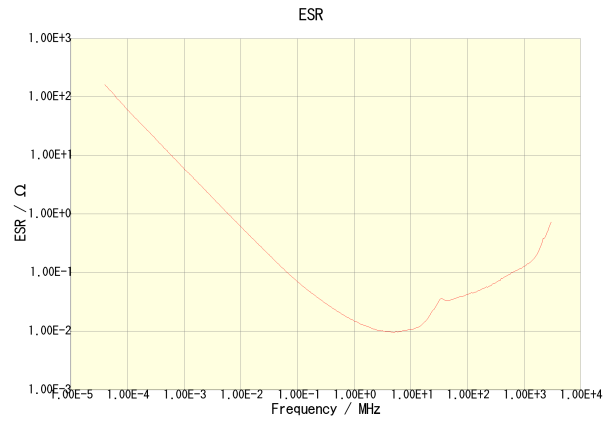
•This PDF document was created based on the data listed on the TDK Corporation website.  
 •All specifications are subject to change without notice.

# C1608X7R1E334K080AC

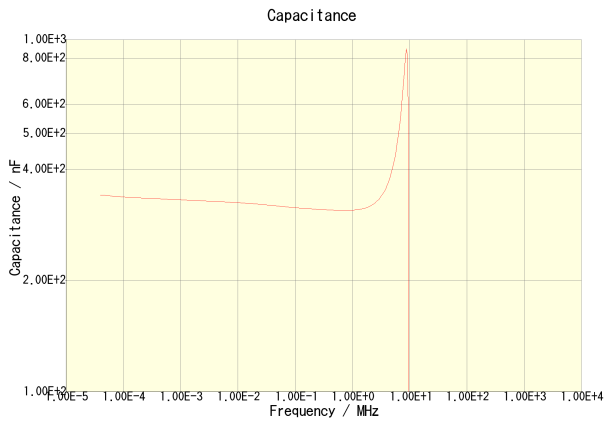
## Characteristic Graphs (This is reference data, and does not guarantee the product's characteristics.)



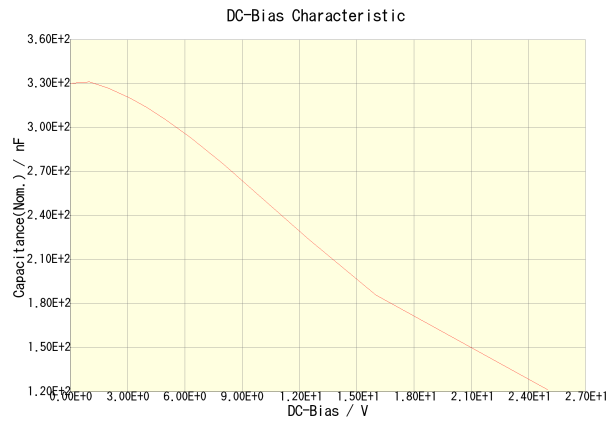
C1608X7R1E334K080AC



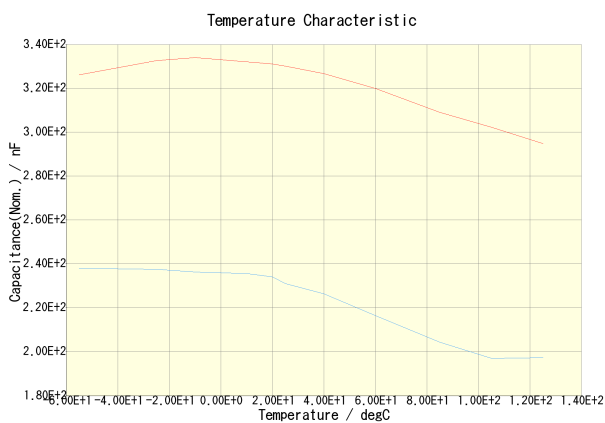
C1608X7R1E334K080AC



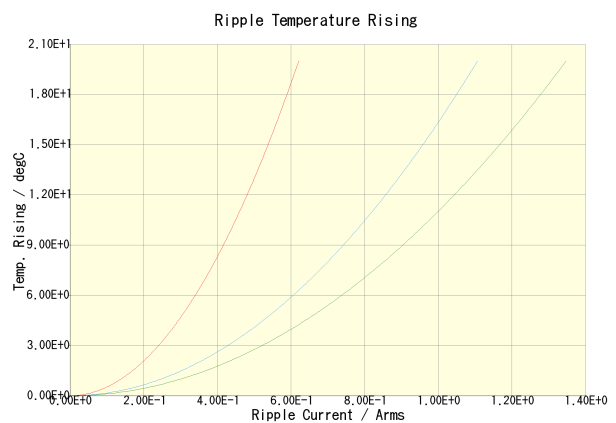
C1608X7R1E334K080AC



C1608X7R1E334K080AC



C1608X7R1E334K080AC(DC Bias = 0V) C1608X7R1E334K080AC(DC Bias = 12.5V)



C1608X7R1E334K080AC(100kHz) C1608X7R1E334K080AC(500kHz)  
C1608X7R1E334K080AC(1MHz)

•This PDF document was created based on the data listed on the TDK Corporation website.  
•All specifications are subject to change without notice.