



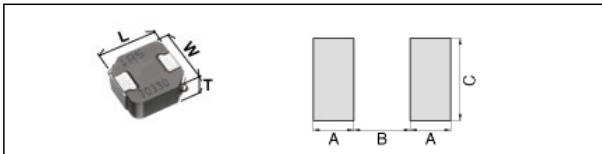


# SPM6530T-3R3M

Applications		Commercial Grade
Feature		Wire Wound
		Magnetic Shield
		Metal Core
Series	SPM Series / SPM6530 Type	
Status	Production	



Size	
Length(L)	7.10mm +/-0.30mm
Width(W)	6.50mm +/-0.30mm
Thickness(T)	3.00mm Max.
Recommended Land Pattern (A)	1.85mm Nom.
Recommended Land Pattern (B)	3.70mm Nom.
Recommended Land Pattern (C)	3.40mm Nom.

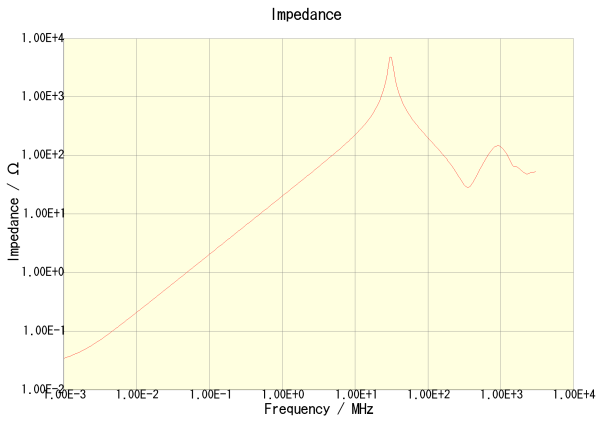
Electrical Characteristics	
Inductance	3.3uH +/-20% at 100kHz
Rated Current (L Change) [Typ.]	7.3A (20% Down)
Rated Current (L Change) [Max.]	
Rated Current (Temperature Rise) [Typ.]	6.8A (40degC Rise)
DC Resistance [Nom.]	27mΩ
DC Resistance [Max.]	29.7mΩ

Other	
Operating Temp. Range (Including Self-Temp. Rise)	-40 to 125degC
Soldering Method	Reflow, Iron Soldering
AEC Q200	No
Packing	Blister (Plastic)Taping [330mm Reel]
Package Quantity	1000Pcs Min.
Weight	0.656g

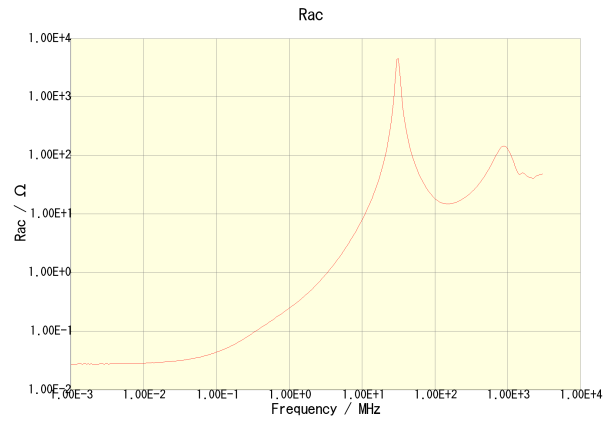
•This PDF document was created based on the data listed on the TDK Corporation website.  
 •All specifications are subject to change without notice.

# SPM6530T-3R3M

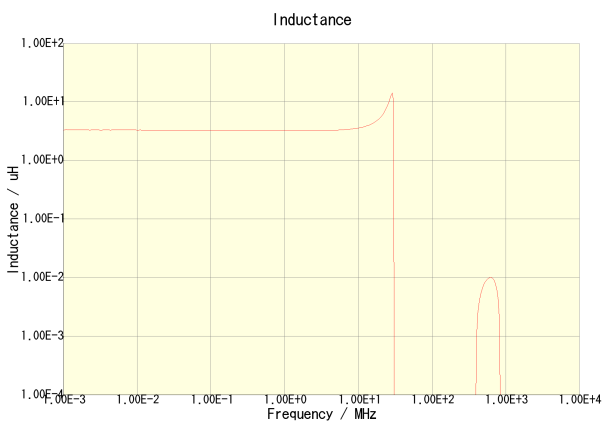
**Characteristic Graphs** (This is reference data, and does not guarantee the product's characteristics.)



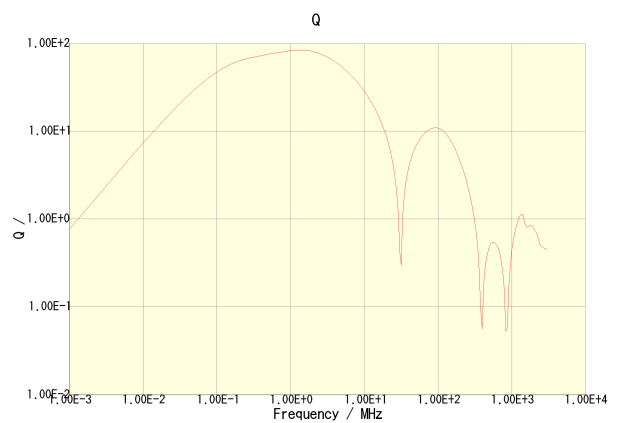
**SPM6530T-3R3M**



**SPM6530T-3R3M**



**SPM6530T-3R3M**

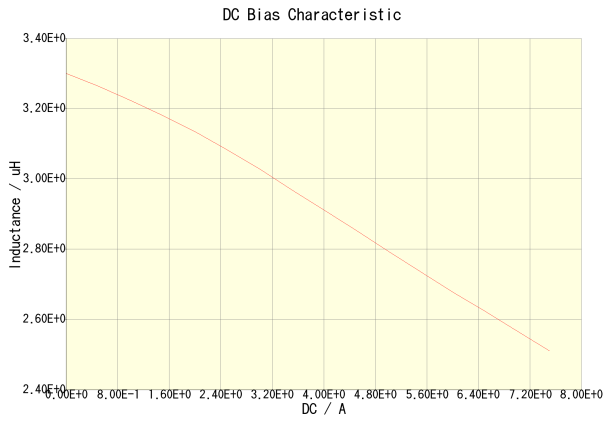


**SPM6530T-3R3M**

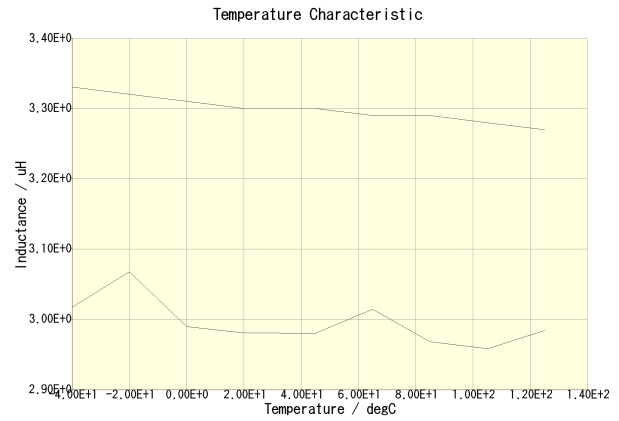
•This PDF document was created based on the data listed on the TDK Corporation website.  
 •All specifications are subject to change without notice.

# SPM6530T-3R3M

## Characteristic Graphs (This is reference data, and does not guarantee the product's characteristics.)

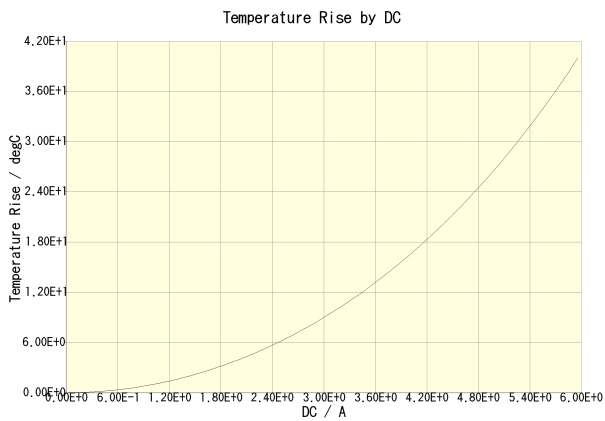


**SPM6530T-3R3M(Amb. Temp. = 20degc)**



**SPM6530T-3R3M(DC = 0A)**

**SPM6530T-3R3M(DC = 3.4A)**



**SPM6530T-3R3M(Amb. Temp. = 20degc)**

•This PDF document was created based on the data listed on the TDK Corporation website.  
 •All specifications are subject to change without notice.