



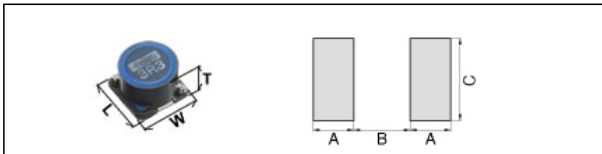


SLF7045T-331MR25-PF

Applications		Commercial Grade
Feature		Wire Wound
		Magnetic Shield
		Ferrite Core
Series	SLF Series / SLF7045 Type	
Status	Production	



Size	
Length(L)	7.00mm +/-0.20mm
Width(W)	7.00mm +/-0.20mm
Thickness(T)	4.50mm +/-0.30mm
Recommended Land Pattern (A)	1.50mm Nom.
Recommended Land Pattern (B)	4.80mm Nom.
Recommended Land Pattern (C)	2.20mm Nom.

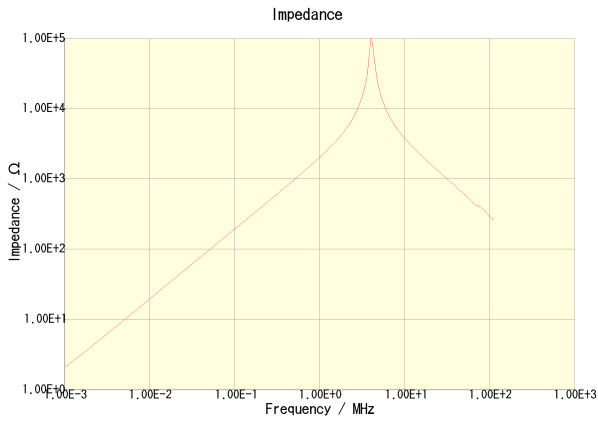
Electrical Characteristics	
Inductance	330uH +/-20% at 100kHz
Rated Current (L Change) [Max.]	250mA (10% Down)
Rated Current (Temperature Rise) [Max.]	
DC Resistance [Nom.]	740mΩ
DC Resistance [Max.]	888mΩ

Other	
Operating Temp. Range (Including Self-Temp. Rise)	-40 to 105degC
Soldering Method	Reflow, Iron Soldering
AEC Q200	No
Packing	Blister (Plastic)Taping [330mm Reel]
Package Quantity	1000Pcs Min.
Weight	0.6g

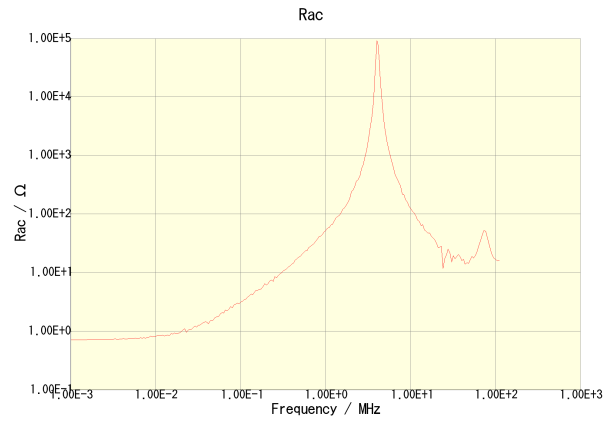
•This PDF document was created based on the data listed on the TDK Corporation website.
 •All specifications are subject to change without notice.

SLF7045T-331MR25-PF

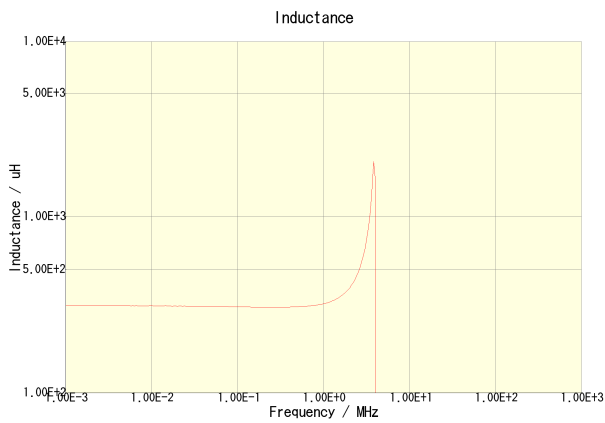
Characteristic Graphs (This is reference data, and does not guarantee the product's characteristics.)



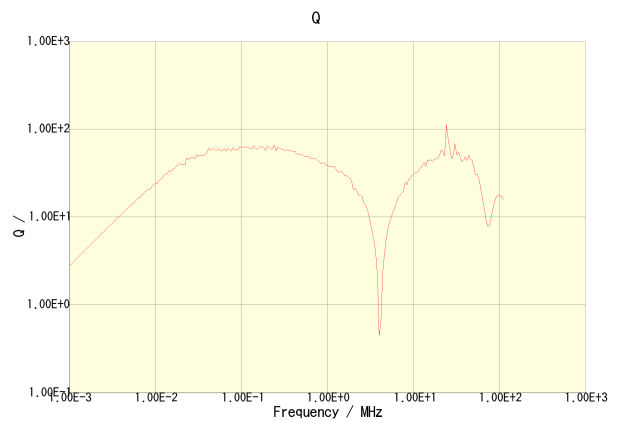
SLF7045T-331MR25-PF



SLF7045T-331MR25-PF



SLF7045T-331MR25-PF

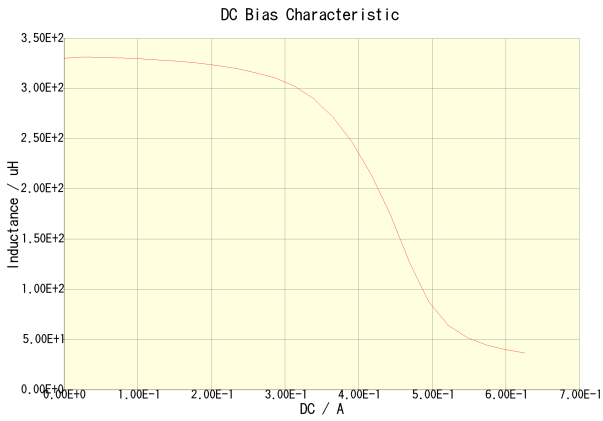


SLF7045T-331MR25-PF

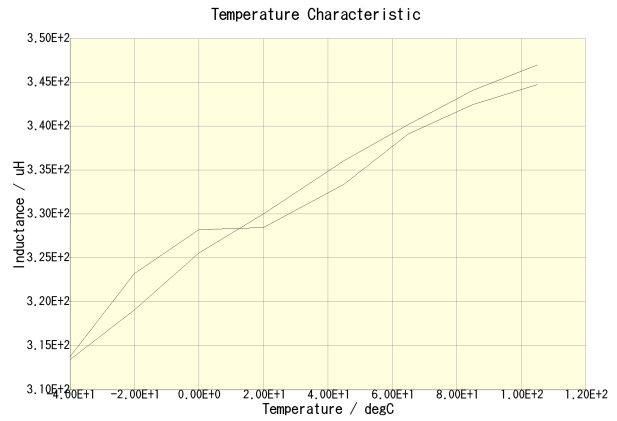
•This PDF document was created based on the data listed on the TDK Corporation website.
 •All specifications are subject to change without notice.

SLF7045T-331MR25-PF

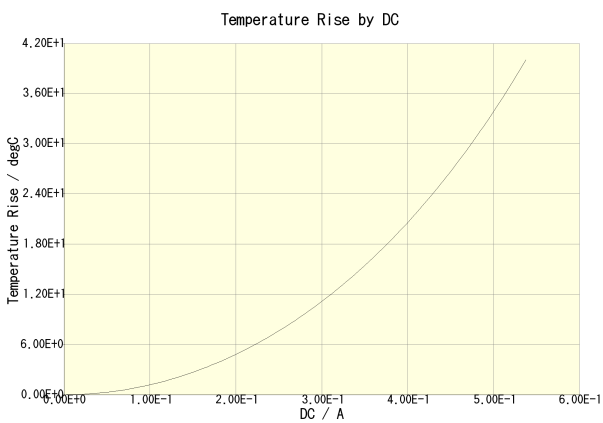
Characteristic Graphs (This is reference data, and does not guarantee the product's characteristics.)



SLF7045T-331MR25-PF(Amb. Temp. = 20degC)



SLF7045T-331MR25-PF(DC = 0A) SLF7045T-331MR25-PF(DC = 0.125A)



SLF7045T-331MR25-PF(Amb. Temp. = 20degC)

•This PDF document was created based on the data listed on the TDK Corporation website.
 •All specifications are subject to change without notice.