



## Data sheet | Item number: 2002-477

Staggered jumper; insulated; 7-way; Nominal current 25 A; suitable for 2002 and 2003 Series rail-mounted terminal blocks; light gray



[www.wago.com/2002-477](http://www.wago.com/2002-477)



### Data

#### Electrical data

#### Ratings per IEC/EN 60664-1

Rated voltage (III / 3)	400 V
Rated impulse voltage (III / 3)	6 kV
Rated current	25 A

#### Geometrical Data

Width	35,1 mm / 1.382 inch
-------	----------------------

#### Material Data

Color	light gray
Fire load	0.042 MJ
Weight	6 g

Subject to changes. Please also observe the further product documentation!

WAGO Kontakttechnik GmbH & Co. KG  
Hansastr. 27  
32423 Minden  
Phone: +49571 887-0 | Fax: +49571 887-169  
Email: [info.de@wago.com](mailto:info.de@wago.com) | Web: [www.wago.com](http://www.wago.com)

Do you have any questions about our products?  
We are always happy to take your call at +49 (571) 887-44222.



## Commercial data

Product Group	22 (TOPJOB S)
Packaging type	bag
Country of origin	DE
GTIN	4055143692304
Customs Tariff No.	85366990990

## Counterpart

### Downloads

#### Documentation

##### Bid Text

2002-477 X81 - Datei	Feb 19, 2019	xml 2.7 kB	Download
-------------------------	--------------	---------------	----------

2002-477 doc - Datei	Apr 27, 2017	doc 24.6 kB	Download
-------------------------	--------------	----------------	----------

##### Additional Information

Technical explanations	Apr 3, 2019	pdf 2.1 MB	Download
------------------------	-------------	---------------	----------

## CAD/CAE-Data

### CAD data

2D/3D Models 2002-477	URL	Download
-----------------------	-----	----------

### CAE data

WSCAD Universe 2002-477	URL	Download
-------------------------	-----	----------


## Installation Notes

### Jumpered


Subject to changes. Please also observe the further product documentation!

WAGO Kontakttechnik GmbH & Co. KG  
 Hansastr. 27  
 32423 Minden  
 Phone: +49571 887-0 | Fax: +49571 887-169  
 Email: [info.de@wago.com](mailto:info.de@wago.com) | Web: [www.wago.com](http://www.wago.com)

Do you have any questions about our products?  
 We are always happy to take your call at +49 (571) 887-44222.




Locate red stripes of the staggered jumpers on the inside.



Commoning two potentials in one single jumper slot via extremely slim staggered jumpers.

Insert staggered jumper and push down until it hits backstop.

#### Jumpered




Locate red stripes of the staggered jumpers on the inside.

Insert staggered jumper and push down until it hits backstop.

#### Jumpered


Subject to changes. Please also observe the further product documentation!




Removing a staggered jumper:

Insert the operating tool between the staggered jumpers, then lift up the jumper.

#### Jumpered




Staggered jumper (seven contacts)



Marking a staggered jumper using a felt-tip pen.

Individual jumper contacts can be broken off by bending them. The remaining piece of insulation will meet requirements for clearances and creepage distances.

Subject to changes. Please also observe the further product documentation!



#### Staggering jumpers in a single jumper slot.

When creating custom staggered jumpers (e. g., for bridging over a terminal block with a different potential), make sure that only one contact lug is in contact with the terminal block.

The contact lugs of the customized staggered jumpers contact the terminal blocks via the gaps created in the second jumper.

Insert and press the ready-made jumper assembly into the jumper slot until it hits backstop.

### Product family

#### TOPJOB® S

TOPJOB® S: In various industrial applications and modern building installations, WAGO's wide and versatile range of rail-mount terminal blocks provides more than just reliable electrical connections.

[Show all products from the family](#)

Subject to changes. Please also observe the further product documentation!