

SAIL-M12GM12G-5-3.0T

Weidmüller Interface GmbH & Co. KG

Klingenbergstraße 26

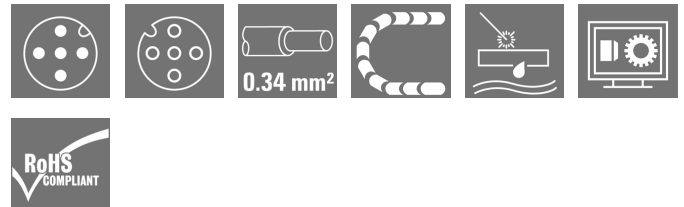
D-32758 Detmold

Germany

Fon: +49 5231 14-0

Fax: +49 5231 14-292083

www.weidmueller.com



Sensor/actuator cables are used for wiring sensors and actuators and for transmitting data or power in various applications. The moulded cable offers connected and tested connection of the plug-in connector to the cable ex-works. The cables may be exposed to a wide range of conditions, such as humidity, dust, heat, cold, shock or vibration.

Our developers have focused specifically on this issue and designed a host of different M8 and M12 sensor-actuator cables so you are bound to find the solution you need for your application.

Is there something you have not managed to find or you feel needs explanation? Talk to us!

General ordering data

| | |
|------------|--|
| Type | SAIL-M12GM12G-5-3.0T |
| Order No. | 1011970300 |
| Version | Sensor/actuator line, Connecting line, M12 / M12, Number of poles : 5, 3 m, pin, straight - socket, straight, Shielded: No, LED: No, Sheath material: PUR, Halogen: No |
| GTIN (EAN) | 4032248719464 |
| Qty. | 1 pc(s). |

Creation date April 22, 2020 9:39:25 AM CEST

Catalogue status 17.04.2020 / We reserve the right to make technical changes.

SAIL-M12GM12G-5-3.0T**Weidmüller Interface GmbH & Co. KG**

Klingenbergstraße 26

D-32758 Detmold

Germany

Fon: +49 5231 14-0

Fax: +49 5231 14-292083

www.weidmueller.com

Technical data**Dimensions and weights**

Net weight 140 g

Temperatures

Operating temperature, max. 80 °C Operating temperature, min. -25 °C

Environmental Product Compliance

REACH SVHC Lead 7439-92-1

Technical specifications for cable

| | | | |
|--|---------------------------------|----------------------------------|----------------------|
| Number of poles | 5 | Core cross-section | 0.34 mm ² |
| Outside diameter | 5.1 mm ± 0.2 mm | Cable length | 3 m |
| Shielded | No | Insulation | PP |
| Colour coding | brown, white, blue, black, grey | Sheath material | PUR |
| Sheathing colour | black | Halogen | No |
| Temperature range, moving | -30...105 °C | Temperature range, stationary | -40...105 °C |
| Outer cladding in accordance with UL AWM style | 20233 (80 °C / 300 V) | Suitable for cable carriers | Yes |
| Torsion resistance | 360 °/m | Bending radius, min., stationary | 4 x cable diameter |
| Bending radius, min., moving | 7.5 x cable diameter | Acceleration | 5 m/s ² |
| Speed | 200 m/min | Bending cycles | 10 Mio |
| Resistant to welding beads | Yes | Configurable cable length | No |

General technical data

| | | | |
|------------------------------|---|-----------------------|----------------------------------|
| AF size | 12 mm | Version | pin, straight - socket, straight |
| Connection thread | M12 / M12 | Housing main material | PUR |
| Threaded ring material | Diecast zinc | Coding | A |
| Protection degree | IP65, IP66, IP67, IP68, when screwed in | Contact surface | Gold-plated |
| LED | No | Rated voltage | 125 V |
| Rated current | 4 A | Insulation strength | 10 ⁸ Ω |
| Temperature range of housing | -25...+80 °C | Tightening torque | M12: 0.8 - 1.2 Nm |
| Plugging cycles | ≥ 100 | Pollution severity | 3 |
| jumpered | No | | |

Standards

Connector standard IEC 61076-2-101 Certificate no. (cULus) E307231

Classifications

| | | | |
|-------------|-------------|------------|-------------|
| ETIM 6.0 | EC001855 | ETIM 7.0 | EC001855 |
| eClass 9.0 | 27-06-03-11 | eClass 9.1 | 27-06-03-11 |
| eClass 10.0 | 27-06-03-11 | UNSPSC | 30-21-18-01 |

Data sheet**SAIL-M12GM12G-5-3.0T****Weidmüller Interface GmbH & Co. KG**
Klingenbergstraße 26
D-32758 Detmold
Germany
Fon: +49 5231 14-0
Fax: +49 5231 14-292083
www.weidmueller.com**Technical data****Approvals**

Approvals



ROHS

Conform

Downloads

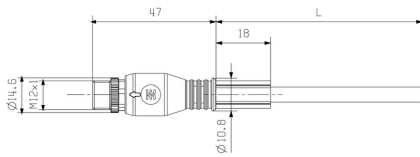
| | |
|-----------------------------|---|
| Brochure/Catalogue | FL FIELDWIRING EN |
| Engineering Data | EPLAN, WSCAD |
| Product Change Notification | DE - Technische Änderung zu M12 Gewinding mit 6-Kant EN - Technical change to M12 nut with additional hexagonal mounting |

SAIL-M12GM12G-5-3.0T

Weidmüller Interface GmbH & Co. KG
 Klingenbergstraße 26
 D-32758 Detmold
 Germany
 Fon: +49 5231 14-0
 Fax: +49 5231 14-292083
 www.weidmueller.com

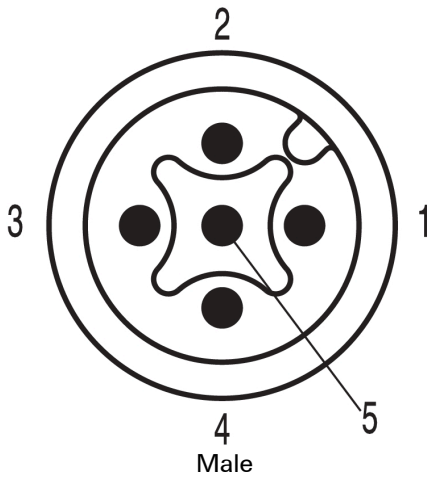
Drawings

Dimensioned drawing

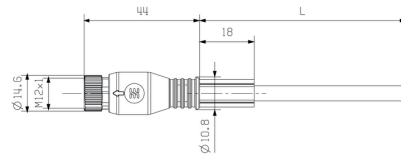


Male, straight

Pole scheme

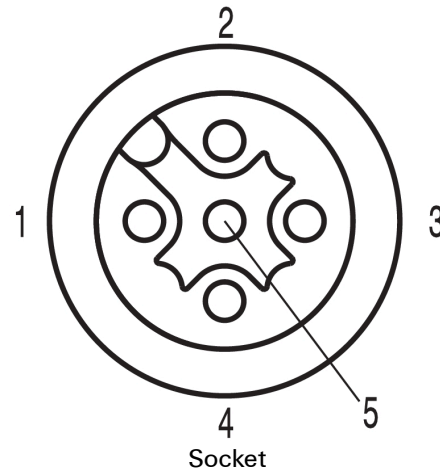


Dimensioned drawing

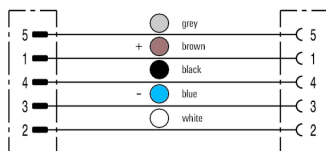


Straight socket

Pole scheme



Wiring diagram



The ideal tool: Screwty® with torque function



Light, securely screwed-in round plug-in connectors. Screwty set DM / VPE: 1 / Order No.: 1920000000 Adapters: M12, M12 F, M8, M8 F