

Plug-in Screw Connector System for Printed Circuit Boards

950-FL-DS | 5.00 mm (0.197 in) Spacing - 2-24 poles

PICTURES



950-FL-DS



950-SLS & 950-FL-DS

TECHNICAL INFORMATION

Description

A wire harness plug that can be plugged from either top or bottom. It can be stacked one on top of the other on a pinstrip header equipped with suitably long pins. Signals and power can be distributed to multiple wire harnesses when these units are stacked.

Plug

Solid version

Technical Data

Center to Center Spacing: 5.000 mm (0.197 in)

Nominal Cross Section: 1.5 mm² (2325 mils²)

Wire Stripping Length: 6.000 mm (0.236 in)

Bill of Materials

Pole Version : 13-24

Molding : Polyamide (glass fiber reinforced), Self extinguishing UL 94, V-0

Color : Grey

Temperature limits :

Short Time : 200°C (392°F)

Continuous : 105°C (221°F)

Low Limit : -40°C (-40°F)

Oxygen Index Rating : 33 %

Terminal Body: Nickel plated copper alloy

Wire Protector and Contact Spring: Tin plated copper alloy



Screw: Slotted head, zinc plated blue passivated, steel substrate M2.6

Application

This can be plugged with the 971-SLK /-SLS /-SLW. Entry of the pin can be on top side (971-SLK only) or on the bottom (971-SLK /-SLS /-SLW) of these plugs.

APPROVAL INFORMATION

UL File No. E69841 | CSA File No. LR24322

Type	Current (A)	Voltage (V)	Application Group	AWG	Screw Tightening Torque
 950-FL-DS 5.0 mm	10	300	B	26-14	3.5 lbfin
 950-FL-DS 5.0 mm	10	300	B	26-14	0.4 lbfin

Alternative Approval Information

Type	Current (A)	Voltage (V)	Application Group	AWG	Screw Tightening Torque
950-FL-DS 10.0 mm	10	300	B, D		
950-FL-DS 10.0 mm	10	300	B	26-14	0.4 lbfin


International Approval Information


Rated Impulse Withstand Voltage : 2500 V


PLUGGING PARTS


Plug-In Direction Perpendicular to PCB and Wire Entrance Parallel to PCB


 **TYPE 971-SLK /-SLS /-SLW**
5.00 mm spacing - 2-64 poles


 **TYPE 971-SLK-SMD**
5.00 mm spacing - 2-12 poles

 **TYPE 971-SLK-THR**
5.00 mm spacing - 2-12 poles


 **TYPE 971-SLR-THR**
5.00 mm spacing - 2-12 poles

 **TYPE 971-SLR-THR-1.1**
5.00 mm spacing - 2-12 poles

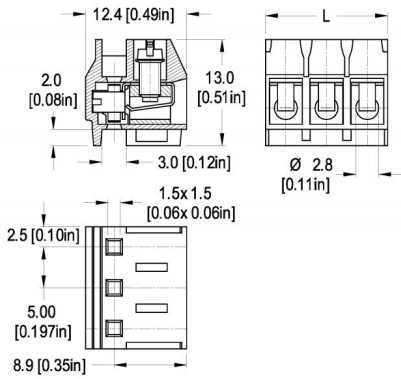
 **TYPE 971-SLR-THR-1.3**
5.00 mm spacing - 2-12 poles

 **TYPE 971-SLT-SMD**
5.00 mm spacing - 2-12 poles

Plug-In Direction Parallel to PCB and Wire Entrance Perpendicular to PCB

 **TYPE 950-SLS**
5.00 mm spacing - 2-24 poles

TECHNICAL DRAWING




Description :

Length of Connector (L)


L = No. of Poles x Center to Center Spacing

SECTION A - SERIES 93-FL AND SERIES 95-FL

Terminal Blocks for Printed Circuit Boards



These two-part plug and pinstrip combinations provide a small footprint, and low-profile design when ease of service, manufacturing and testing are needed. The two parts are secured with a specially designed contact spring, which ensures proper electrical contact and resistance to vibration. The two-piece design reduces maintenance and servicing costs in the field it saves time and reduces the problem of inserting replacement wires under less than ideal field conditions.



Types 930-FL, 930-HSL and 931-HFL with 3.5 mm (0.138 in.) spacing and the type 950-FL-DS with 5.0 mm (0.197 in.) spacing were designed to meet industry standards.

The 950-TFL-DS type was designed as a dovetail block with 2, 3 and 8 poles per block the dovetail system provides the flexibility to assemble the designer with the needed number of positions while maintaining center-to-center spacing. The dovetail system greatly reduces inventory and speeds up delivery.

A variety of pinstrips can mate securely with the plugs to provide an effective and rapid connection system. The 3.5 mm 931-SLS is available with different pin lengths. The pins are inserted in pinstrips made of fiberglass-filled polybutylene terephthalate (PBTP) to provide better heat resistance during the wave soldering process.

The plug fits flush with the circuit board surface and provides a visual indication that the parts have been properly mated. Pinstrip pins are available in different lengths these longer pin lengths allow two blocks to be connected on a common pin, one on top of the other.

Each product has a "How To Order" area as well as a complete listing of UL and CSA approval specifications, available options and accessories.