

Description

The W117SIP Series combines quality and economy in a miniature epoxy molded, 4-PIN Single-in-Line package capable of switching 0.5 Amps. This series is ideal for Telecom, Test and Measurement, Security, and other General-Purpose applications.

Features

- Can be Immersed during Cleaning
- Normally Open or Closed Contact Versions available
- Optional Internal Coil Suppression Diode available
- High Isolation between Input and Output
- High Density Board Mounting
- RoHS Compliant

STANCOR Part Numbers	Nominal Voltage DC $\pm 10\%$ [V]	Coil Resistance $\pm 10\%$ [ohm]	Nominal Input Power	Max. Operate Voltage (VDC)	Min. Release Voltage (VDC)	Max Allowable Voltage (VDC)	Contact Configuration	Wiring Diagram
W117SIP-1	5	500	50mW	3.75	0.6	10	SPST-NO without Diode	A
W117SIP-3	12	1000	144mW	9.00	1.0	20	SPST-NO without Diode	A
W117SIP-5	24	2000	288mW	18.00	2.0	32	SPST-NO without Diode	A
W117SIP-22	5	500	50mW	3.75	0.6	6	SPST-NC without Diode	B
W117SIP-23	12	1000	144mW	9.00	1.0	14.5	SPST-NC without Diode	B
W117SIP-24	24	2150	268mW	18.00	2.0	29	SPST-NC without Diode	B
W117SIP-6	5	500	50mW	3.75	0.6	6	SPST-NO with Diode	A
W117SIP-8	12	1000	144mW	9.00	1.0	20	SPST-NO with Diode	A
W117SIP-10	24	2000	288mW	18.00	2.0	32	SPST-NO with Diode	A
W117SIP-18	5	500	50mW	3.75	0.6	6	SPST-NC with Diode	B
W117SIP-25	12	1000	144mW	9.00	1.0	14.5	SPST-NC with Diode	B
W117SIP-26	24	2150	268mW	18.00	2.0	29	SPST-NC with Diode	B

• Coil measured @ 20°C

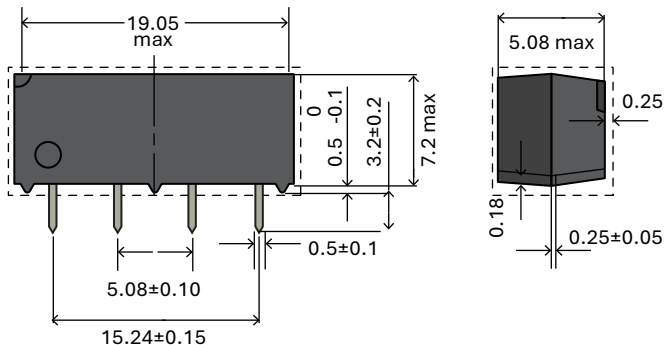
Contact Rating

Contact Form	1FormA 1FormB
Max. Switching Power	10W
Max. Switching Voltage	100VDC or Peak AC
Max. Switching Current	0.5A
Max. Carry Current	1.0A

Specification

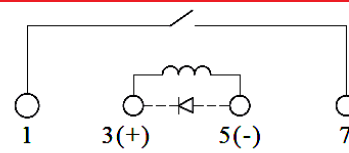
Contact Resistance	150mΩ
Operate Time (Incl.bounce)	1.0mS
Release Time	0.5mS
Insulation Resistance	10 ¹⁰ ohm (100VDC)
Dielectric Strength	Between Open Contacts 200VDC
	Between Coil to Contacts 1500VDC
Capacitance (between open contacts)	1.0pF
Vibration	20G(10-2KHz)
Shock Resistance	30G (11ms, 1/2sin Wave)
Operating Temperature	-40°C ~ +80°C
Life Expectancy of Electrical	1 X 10 ⁸ ops (10VDC, 10mA)

Dimensions

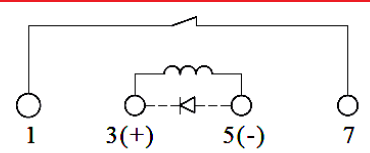


• All dimensions in mm

Wiring Diagram



SPST-NO with and without Diode
Figure A



SPST-NC with and without Diode
Figure B